



**KHSAA District Basketball Tournament Financial Report**  
 (return one copy to KHSAA by published deadlines. File separate reports if Girls and Boys  
 Tournaments are held separately)

KHSAA Form BK105  
Rev 01/06

District # 1 Boys \_\_\_\_\_ Girls \_\_\_\_\_ Combined X Held at Fulton County High Dates 2/23/24/26/2/27

Part A	REVENUE ITEMS	Price(s)	Receipts	Totals
	Ticket Sales	5.00	8459.00	
	Broadcasting		-0-	
	Sponsorship		-0-	
	TOTAL REVENUE (1)			8459.00
Part B	EXPENSE ITEMS		Expenses	
	Game Officials		1080.00	
	Trophies		512.30	
	Travel for Participating Teams		-0-	
	Other Itemized Expenses approved by majority vote of schools in tournament (provide separate listing or list on back of this form)		2066.98	
	TOTAL EXPENSES (2)			3659.28
Part C	Net Profit (Part A (1) minus Part B (2) total)			4799.72
Part D	Allowance to Host School - Maximum 15% for rental and incidental expenses unless otherwise approved by majority vote		719.96	
Part E	Profit Subject to Division by Schools (Part C minus Part D)			4079.76

**LIST BELOW INDIVIDUAL AMOUNTS FOR DISTRICT TOURNAMENT NET PROFITS FROM PART E ABOVE, NOT INCLUDING TRAVEL EXPENSES**

School	Amount	School	Amount
FCBS	1019.94		
Hickman County High School	1019.94		
Carlisle County High School	1019.94		
Fulton High School	1019.94		

**PAID ATTENDANCE BY SESSIONS (Tickets Sold NOT money received)**

BOYS		GIRLS		COMBINED	
Session	Paid	Session	Paid	Session	Paid
1				407	2034.00
2				420	2100.00
3				240	1200.00
4				625	3125.00
5					
6					
7					
Total		Total		Total	8459.00

**\*\* NOTE \*\* IF ANY OTHER PLAN FOR THE DIVISION OF TOURNAMENT RECEIPTS IS USED, A MAJORITY VOTE OF THE PARTICIPATING SCHOOLS MUST BE OBTAINED, DOCUMENTED, AND SENT TO THE KHSAA.**

Wayne Benzfield  
MANAGER

Fulton County High  
SCHOOL

270-236-3904  
DAYTIME PHONE

**FIRST DISTRICT BASKETBALL TOURNAMENT**

**FULTON COUNTY HIGH SCHOOL**

**FEBRUARY 23, 24,26,27, 2009**

**ITEMIZED EXPENSES**

Tournament Manager	200.00
Assistant Manager	150.00
Time Keeper (boys & girls)	100.00
Gate Workers	260.00
Cheerleader judges & trophies	335.00
Tournament mtg/meal Los Pinos	191.98
Security	120.00
Basketballs & nets	95.00
Tickets	25.00
Custodians	280.00
All District Trophies	270.00
Game Trophies	132.30
Hospitality Room	420.00
Officials	<u>1080.00</u>
Total Expenses	3659.28

Ticket Sales

Session I	2034.00
Session II	2100.00
Session III	1200.00
Session IV	3125.00

Total Ticket Sales	8459.00
Total Expenses	3659.28

Total	4799.72
15% host school	719.96
Total	4079.76

**Each School's Share 1019.94**



**KHSAA District Basketball Tournament Financial Report**  
 (return one copy to KHSAA by published deadlines. File separate reports if Girls and Boys  
 Tournaments are held separately)

KHSAA Form BK105  
Rev 01/06

District # 2 Boys \_\_\_ Girls \_\_\_ Combined X Held at Heath High School Dates Feb. 23-27, 2009

Part A	REVENUE ITEMS	Price(s)	Receipts	Totals
	Ticket Sales	5/7	12,356.00	
	Broadcasting		-0-	
	Sponsorship		-0-	
	TOTAL REVENUE (1)			12,356.00
Part B	EXPENSE ITEMS		Expenses	
	Game Officials		1,080.00	
	Trophies		522.90	
	Travel for Participating Teams		-0-	
	Other Itemized Expenses approved in advance by majority vote of schools in tournament (provide separate listing or list on back of this form)		2,420.89	
	TOTAL EXPENSES (2)			4,023.79
Part C	Net Profit (Part A (1) minus Part B (2) total)			8,332.21
Part D	Allowance to Host School - Maximum 15% for rental and incidental expenses unless otherwise approved by majority vote		1,249.84	
Part E	Profit Subject to Division by Schools (Part C minus Part D)			7,082.37

**LIST BELOW INDIVIDUAL AMOUNTS FOR DISTRICT TOURNAMENT NET PROFITS FROM PART E ABOVE, NOT INCLUDING TRAVEL EXPENSES**

School	Amount	School	Amount
Lone Oak High School	1770.59		
Paducah Tilghman High School	1770.59		
Reidland High School	1770.59		
Heath High School	1770.60		

**PAID ATTENDANCE BY SESSIONS (Tickets Sold NOT money received)**

BOYS		GIRLS		COMBINED	
Session	Paid	Session	Paid	Session	Paid
1				1	275
2				2	854
3		3	328		
4	875				
5					
6					
7					
Total	875	Total	328	Total	1,129

**\*\* NOTE \*\* IF ANY OTHER PLAN FOR THE DIVISION OF TOURNAMENT RECEIPTS IS USED, A MAJORITY VOTE OF THE PARTICIPATING SCHOOLS MUST BE OBTAINED, DOCUMENTED, AND SENT TO THE KHSAA.**

Mary LeHendricks  
MANAGER

Heath High School  
SCHOOL

270-538-4090, ext 7102  
DAYTIME PHONE

Part D Itemized

Meeting 415.80  
Hospitality 517.88  
Workers 1,250.00  
Nets, Basketballs 95.90  
Misc. 87.31



**KHSAA District Basketball Tournament Financial Report**  
 (return one copy to KHSAA by published deadlines. File separate reports if Girls and Boys Tournaments are held separately)

KHSAA Form BK105  
 Rev 01/06

District # 3 Boys      Girls      Combined X Held at St. Mary HS Dates 2/23-2/27

Part A	REVENUE ITEMS	Price(s)	Receipts	Totals
	Ticket Sales	\$4-5.00	\$11,288	
	Broadcasting		0	
	Sponsorship		0	
	<b>TOTAL REVENUE (1)</b>			
Part B	EXPENSE ITEMS		Expenses	
	Game Officials		\$1080	
	Trophies		\$360	
	Travel for Participating Teams		0	
	Other Itemized Expenses approved by majority vote of schools in tournament (provide separate listing or list on back of this form)		\$2061	
	<b>TOTAL EXPENSES (2)</b>			<b>\$3501</b>
Part C	Net Profit (Part A (1) minus Part B (2) total)			<b>\$7787</b>
Part D	Allowance to Host School - Maximum 15% for rental and incidental expenses unless otherwise approved by majority vote		\$1168	
Part E	Profit Subject to Division by Schools (Part C minus Part D)			<b>\$6619</b>

**LIST BELOW INDIVIDUAL AMOUNTS FOR DISTRICT TOURNAMENT NET PROFITS FROM PART E ABOVE, NOT INCLUDING TRAVEL EXPENSES**

School	Amount	School	Amount
Ballard Memorial	\$1654.75		
Graves County	\$1654.75		
Mayfield	\$1654.75		
St. Mary	\$1654.75		

**PAID ATTENDANCE BY SESSIONS (Tickets Sold NOT money received)**

BOYS		GIRLS		COMBINED	
Session	Paid	Session	Paid	Session	Paid
1		I	596		
2	556	II			
3		III	494		
4	715	IV			
5					
6					
7					
Total	1271	Total	1090	Total	2361

**\*\* NOTE \*\* IF ANY OTHER PLAN FOR THE DIVISION OF TOURNAMENT RECEIPTS IS USED, A MAJORITY VOTE OF THE PARTICIPATING SCHOOLS MUST BE OBTAINED, DOCUMENTED, AND SENT TO THE KHSAA.**

*Jim Larson*  
 MANAGER JIM LARSON

SCHOOL ST. MARY HIGH SCHOOL

DAYTIME PHONE (270)442-1681

## 2009 3<sup>rd</sup> District Basketball Tournament Expenses

District meeting @ Backwoods BBQ	\$250.00
Score keepers	\$90.00
Announcer	\$90.00
Clock operator	\$180.00
Security	\$660.00
Parking accessories	\$95.10
Tournament Director	\$200.00
Assistant Director	\$100.00
Custodial fee	\$300.00
Nets & game balls	<u>\$95.90</u>
	 \$2061.00



**KHSAA District Basketball Tournament Financial Report**  
 (return one copy to KHSAA by published deadlines. File separate reports if Girls and Boys Tournaments are held separately)

KHSAA Form BK105  
Rev 01/06

District # 4 Boys \_\_\_\_\_ Girls \_\_\_\_\_ Combined \_\_\_\_\_ Held at Murray High / Murray State Dates 2/23-27

Part A	REVENUE ITEMS	Price(s)	Receipts	Totals
	Ticket Sales	\$5	17,092.00	
	Broadcasting		—	
	Sponsorship		—	
	<b>TOTAL REVENUE (1)</b>			<b>17,092.00</b>
Part B	EXPENSE ITEMS		Expenses	
	Game Officials		1080.00	
	Trophies		132.30	
	Travel for Participating Teams		—	
	Other Itemized Expenses approved by majority vote of schools in tournament (provide separate listing or list on back of this form)		2298.15	
	<b>TOTAL EXPENSES (2)</b>			<b>3510.45</b>
Part C	Net Profit (Part A (1) minus Part B (2) total)			<b>13581.55</b>
Part D	Allowance to Host School - Maximum 15% for rental and incidental expenses unless otherwise approved by majority vote		2037.23	
Part E	Profit Subject to Division by Schools (Part C minus Part D)			<b>11544.32</b>

**LIST BELOW INDIVIDUAL AMOUNTS FOR DISTRICT TOURNAMENT NET PROFITS FROM PART E ABOVE, NOT INCLUDING TRAVEL EXPENSES**

School	Amount	School	Amount
<u>Calloway</u>	<u>2886.08</u>		
<u>CLA</u>	<u>2886.08</u>		
<u>Marshall</u>	<u>2886.08</u>		
<u>Murray</u>	<u>2886.08</u>		

**PAID ATTENDANCE BY SESSIONS (Tickets Sold NOT money received)**

BOYS		GIRLS		COMBINED	
Session	Paid	Session	Paid	Session	Paid
1				<u>2/23</u>	<u>419</u>
2				<u>2/24</u>	<u>515</u>
3				<u>2/25</u>	<u>694</u>
4				<u>2/26</u>	<u>1656</u>
5					
6					
7					
Total		Total		Total	<u>3284</u>

**\*\* NOTE \*\* IF ANY OTHER PLAN FOR THE DIVISION OF TOURNAMENT RECEIPTS IS USED, A MAJORITY VOTE OF THE PARTICIPATING SCHOOLS MUST BE OBTAINED, DOCUMENTED, AND SENT TO THE KHSAA.**

David Falls  
MANAGER

Murray High  
SCHOOL

270-753-5202  
DAYTIME PHONE

"Other Itemized Expenses":

1. Tournament Manager/Asst Manager Fee-	\$300.00
2. All Tournament Team Plaques-	\$175.00
3. Hospitality Room-	\$114.50
4. Murray State University Facilities Management	\$476.00
5. Murray State Public Safety	\$432.90
6. Sikes Sptg(Game Balls)	\$64.00
7. Clock Keeper	\$150.00
8. Murray High Facilities Management(gate, clean up, set up, hospitality)	<u>\$585.75</u>

**Total \$2298.15**





**KHSAA District Basketball Tournament Financial Report**  
 (return one copy to KHSAA by published deadlines. File separate reports if Girls and Boys  
 Tournaments are held separately)

KHSAA Form BK105  
Rev 01/06

District # 5 Boys  Girls  Combined  Held at Trigg Co. Dates 2/23-2/27

Part A	REVENUE ITEMS	Price(s)	Receipts	Totals
	Ticket Sales	<u>\$5.00</u>	<u>11,485.00</u>	
	Broadcasting		<u>—</u>	
	Sponsorship		<u>—</u>	
	TOTAL REVENUE (1)			<u>11,485.00</u>
Part B	EXPENSE ITEMS		Expenses	
	Game Officials		<u>1188.80</u>	
	Trophies		<u>131.54</u>	
	Travel for Participating Teams		<u>—</u>	
	Other Itemized Expenses approved in advance by majority vote of schools in tournament (provide separate listing or list on back of this form)		<u>2301.50</u>	
	TOTAL EXPENSES (2)			<u>3621.84</u>
Part C	Net Profit (Part A (1) minus Part B (2) total)			<u>7863.66</u>
Part D	Allowance to Host School - Maximum 15% for rental and incidental expenses unless otherwise approved by majority vote		<u>1,179.54</u>	
Part E	Profit Subject to Division by Schools (Part C minus Part D)			<u>6684.12</u>

**LIST BELOW INDIVIDUAL AMOUNTS FOR DISTRICT TOURNAMENT NET PROFITS FROM PART E ABOVE, NOT INCLUDING TRAVEL EXPENSES**

School	Amount	School	Amount
<u>Whiteland</u>	<u>1,647.03</u>		
<u>Livingston</u>	<u>1,631.03</u>		
<u>Lyon</u>	<u>1,631.03</u>		
<u>Trigg</u>	<u>1,583.03</u>		

**PAID ATTENDANCE BY SESSIONS (Tickets Sold NOT money received)**

BOYS		GIRLS		COMBINED	
Session	Paid	Session	Paid	Session	Paid
1			<u>335</u>		
2	<u>671</u>				
3			<u>305</u>		
4	<u>986</u>				
5					
6					
7					
Total	<u>1657</u>	Total	<u>640</u>	Total	

**\*\* NOTE \*\* IF ANY OTHER PLAN FOR THE DIVISION OF TOURNAMENT RECEIPTS IS USED, A MAJORITY VOTE OF THE PARTICIPATING SCHOOLS MUST BE OBTAINED, DOCUMENTED, AND SENT TO THE KHSAA.**

Jim Berra  
MANAGER

Trigg County  
SCHOOL

270-522-2200  
DAYTIME PHONE

# 2009 Fifth District Basketball Tournament Financial Report

## Receipts

Gate Receipts for Feb. 23<sup>rd</sup>, 24<sup>th</sup>, 26<sup>th</sup> and 27<sup>th</sup>  
Total Tickets Sold = 2297 - Ticket Prices \$5.00 each - Total Gate = \$11,485.00

## Expenses

Tournament Manager Fee	\$ 500.00
Officials	\$ 1,188.80
Plaques and Medallions	\$ 461.50
Score Keeper	\$ 120.00
Timer	\$ 120.00
Public Address Announcer	\$ 60.00
Team Trophies	\$ 131.04
Hospitality Room	\$ 200.00
Basketballs	\$ 80.00
Gate Workers	\$ 360.00
Custodians	\$ 400.00
Total Expenses	\$ 3621.34
Receipts	\$11,485.00
Expenses	\$ 3,621.34
Profit	\$ 7,863.66
Fifteen Percent for Host School	\$ 1,179.54
Profit to split among schools	\$ 6,684.12
Crittenden County's Share less 3 meals (\$8.00 ea.)	\$ 1,647.03
Livingston Central's Share less 5 meals (\$8.00 ea.)	\$ 1,631.03
Lyon County's Share less 5 meals (\$8.00 ea.)	\$ 1,631.03
Trigg County's Share less 11 meals (\$8.00 ea.)	\$ 1,583.03

## 2008 Fifth District Basketball Tournament Planning Meeting Cadiz Restaurant, Cadiz, KY.

1. Host School: Trigg County High School
2. Tournament Manager: Jim Perrin, Motion was made by Jeff Doom to leave the Tournament Managers fee at \$500.00. The motion passed by a 4 to 0 vote.
3. Roll Call
  - a. Crittenden County - 3
  - b. Livingston Central - 5
  - c. Lyon County - 5
  - d. Trigg County - 11
4. Planning Meal: The planning meal is to be paid by the host school, and deducted from each school's share of the tournament proceeds.
5. Format : Four teams-seeded (Administrators Sign – BK 102) All signed
6. Tournament Location: Wildcat Gymnasium @ Trigg County High School
7. Finances: The participating schools shall share net profit or loss. Known expenses will be: tournament manager, officials, scorer, clock keeper, gate workers, game balls, trophies, medallions, plaques, custodians, and hospitality room. All profits or losses from the tournament will be split equally between Crittenden, Livingston, Lyon and Trigg. Fifteen (15%) of the net profit will go to the host school, Trigg County High School. A copy of the KHSAA Financial Report (Form BK 105) will be sent to each school and the KHSAA following the tournament.
8. Officials: Assigning Secretary Mickey Allen will assign officials. Cost: 3 @ \$55.00 each; one official is to be paid a mileage allowance of \$0.30 (30 cents) per mile, based on the mileage submitted to the manager by the assigning secretary.
9. Trainer: TJ Marsh, Trigg County High's Trainer
10. Tournament Dates: The week of February 23 – 28. It was decided at the meeting to flip flop the girls and boys portion of the tournament each year with the girls going first this year.
  - Girls
    - Game 1 Feb. 23 – 6:00 pm
    - Game 2 Feb. 23 – 7:30 pm
    - Final Feb. 26 – 7:00 pm

Boys

Game 1 Feb. 24 – 6:00 pm  
Game 2 Feb. 24 – 7:30 pm  
Final Feb. 27 – 7:00 pm

11. Game Times:
  - Game 1 – 6:00 pm
  - Game 2 – 7:30 pm
  - Time between games 20 minutes after floor is cleared
  - Ticket gates open at 5:00 pm for regular tournament games
  - Ticket gates open at 6:00 pm for the championship game.
12. Admission: Adults/Students \$5.00 Pre-school No Charge  
No advance ticket sales.
13. Passes: KHSAA Coaches Cards (only two per pass), Officials Cards (only one per pass, Media, and Administrators Cards.  
Each school shall receive a 25 person per team Pass List
14. Clock Keeper:
  - Eric Sweno – pay \$20.00 per game
  - Mike Estes (alternate) added to pass list + 1 guest
15. Scorer:
  - Kerry Sweno – pay \$20.00 per game
  - Dan Sheehan (alternate) added to pass list + 1 guest
16. Gate Workers 3 @ \$30.00 each per night
17. Public Address Announcer: Gary Siegmund - \$10.00 per game plus 1 pass
18. Locker Rooms: Will be assigned upon arrival
19. National Anthem: Played or sung before the first game each night
20. Academic Honors: All students associated with your program that have a cumulative high school GPA of 3.0 or better will be recognized before the first game of the tournament in which they compete (cheerleaders, statisticians, managers, players). A list of these students will need to be emailed to Jim Perrin, [james.perrin@trigg.kyschools.us](mailto:james.perrin@trigg.kyschools.us) as soon as possible.
21. Eligibility List: A KHSAA Eligibility List will need to be turned into the Tournament Manager before the first game is played to be checked each night.
22. Game Balls: Rawlings @ \$40.00 each, to be charged as a tournament expense.  
The winning team will receive the ball.

23. Custodial Expenses: Maximum \$100.00 each night
24. Hospitality Room: \$50.00 per team- Total \$200.00 anything above will be absorbed by the host school (Trigg)
25. District Trophies: Championship trophies will be supplied by a corporate sponsor of the KHSAA. Runner-up trophies will be charged as a tournament expense at a cost of \$65.52.
26. All District Team Plaques 20 7x9 @ \$12.00 each. The All-5<sup>th</sup> District Team will be selected, both boys and girls, based upon REGULAR Season play. Ten (10) players will be chosen for the boy's team and ten (10) for the girl's team. Ballots are attached and can be emailed to Jim Perrin ASAP. You cannot vote for your own players. First choice will receive 8 points, 7 points for second, etc... The All District Team will be announced after each championship. In case of ties they will be added to the 10.
27. District Winners: 50 medallions (25 boys-25 girls) @\$3.95 each
28. Buses Parking: Across Street by Board Office
29. Pep Bands, Noisemakers, and Signs: Pep bands – will be admitted free of charge on the nights they play. Up to the limit of 45. Please let us know which nights your band will be performing. Noisemakers, signs (hand held or wall) banners, and confetti will not be permitted. Run through sign will be permitted. Suggested that fans have their bodies covered. Signs to designate cheering sections will be placed by the tournament manager in the assigned areas. School Administration and staff are asked to enforce these policies among their own students and fans.
30. Radio: Contact Jim Perrin at Trigg County High 522-2200 ext. 4013 or cell 348-6753 to confirm broadcasting.
31. Half-Time Performances: Will need to be scheduled through the tournament manager. You may perform only during the games that your team plays and if both schools want to perform the visiting school goes first and each performance is limited to 3 minutes.
32. Rotation of District Sites 2010-Crittenden, 2011-Livingston, 2012-Lyon, 2013-Trigg  
Rotation plan will be submitted to KHSAA. (Administrators sign – BK 101
33. District Program: Responsibility of Host School. Proceeds go to Host School.
34. Miscellaneous/Other Announcements



**KHSAA District Basketball Tournament Financial Report**  
 (return one copy to KHSAA by published deadlines. File separate reports if Girls and Boys  
 Tournaments are held separately)

KHSAA Form BK105  
Rev 01/06

District # 6    Boys    Girls    Combined     Held at Henderson Co.    Dates 23-27 Feb 09

Part A	REVENUE ITEMS	Price(s)	Receipts	Totals
	Ticket Sales	\$5.00	\$10,430.00	
	Broadcasting		N/A	
	Sponsorship		N/A	
	<b>TOTAL REVENUE (1)</b>			<b>\$10,430.00</b>
Part B	EXPENSE ITEMS		Expenses	
	Game Officials		\$857.20	
	Trophies		\$127.94	
	Travel for Participating Teams		N/A	
	Other Itemized Expenses approved by majority vote of schools in tournament (provide separate listing or list on back of this form)		\$3121.80	
	<b>TOTAL EXPENSES (2)</b>			<b>\$4106.94</b>
Part C	Net Profit (Part A (1) minus Part B (2) total)			<b>\$6323.06</b>
Part D	Allowance to Host School - Maximum 15% for rental and incidental expenses unless otherwise approved by majority vote		N/A	
Part E	Profit Subject to Division by Schools (Part C minus Part D)			<b>\$6829.46</b>

**LIST BELOW INDIVIDUAL AMOUNTS FOR DISTRICT TOURNAMENT NET PROFITS FROM PART E ABOVE, NOT INCLUDING TRAVEL EXPENSES**

School	Amount	School	Amount
HCHS	\$2107.68		
UCHS	\$2107.69		
WCHS	\$2107.69		

**PAID ATTENDANCE BY SESSIONS (Tickets Sold NOT money received)**

BOYS			GIRLS			COMBINED	
Session	Paid		Session	Paid		Session	Paid
1			1	302		1	302
2	312					2	312
3			3	657		3	657
4	815					4	815
5							
6							
7							
Total	1127		Total	959		Total	2086

**\*\* NOTE \*\* IF ANY OTHER PLAN FOR THE DIVISION OF TOURNAMENT RECEIPTS IS USED, A MAJORITY VOTE OF THE PARTICIPATING SCHOOLS MUST BE OBTAINED, DOCUMENTED, AND SENT TO THE KHSAA.**

MANAGER \_\_\_\_\_ HCHS SCHOOL \_\_\_\_\_ 270-831-8868 DAYTIME PHONE \_\_\_\_\_



**KHSAA District Basketball Tournament Financial Report**  
 (return one copy to KHSAA by published deadlines. File separate reports if Girls and Boys  
 Tournaments are held separately)

KHSAA Form BK105  
 Rev 01/06

District # 7th Boys Girls Combined x Held at Caldwell County High School Dates Feb 23, 24, 26, 2009

Part A	REVENUE ITEMS	Price(s)	Receipts	Totals
	Ticket Sales	5.00	11,935.00	
	Broadcasting		0	
	Sponsorship		0	
	<b>TOTAL REVENUE (1)</b>			<b>11,935.00</b>
Part B	EXPENSE ITEMS		Expenses	
	Game Officials		1,237.80	
	Trophies		131.24	
	Travel for Participating Teams		0	
	Other Itemized Expenses approved by majority vote of schools in tournament (provide separate listing or list on back of this form)		2,936.29	
	<b>TOTAL EXPENSES (2)</b>			<b>4,305.33</b>
Part C	Net Profit (Part A (1) minus Part B (2) total)			7,629.67
Part D	Allowance to Host School - Maximum 15% for rental and incidental expenses unless otherwise approved by majority vote		0	
Part E	Profit Subject to Division by Schools (Part C minus Part D)			7,629.67

**LIST BELOW INDIVIDUAL AMOUNTS FOR DISTRICT TOURNAMENT NET PROFITS FROM PART E ABOVE, NOT INCLUDING TRAVEL EXPENSES**

School	Amount	School	Amount
Caldwell County	1,907.42		
Dawson Springs	1,907.42		
Hopkins County Central	1,907.42		
Madisonville North Hopkins	1,907.42		

**PAID ATTENDANCE BY SESSIONS (Tickets Sold NOT money received)**

BOYS		GIRLS		COMBINED	
Session	Paid	Session	Paid	Session	Paid
1				1	487
2				2	574
3				3	1326
4					
5					
6					
7					
Total		Total		Total	2387

**\*\* NOTE \*\* IF ANY OTHER PLAN FOR THE DIVISION OF TOURNAMENT RECEIPTS IS USED, A MAJORITY VOTE OF THE PARTICIPATING SCHOOLS MUST BE OBTAINED, DOCUMENTED, AND SENT TO THE KHSAA.**

Kim Farmer  
 MANAGER

Caldwell County High School  
 SCHOOL

270-365-8010  
 DAYTIME PHONE

7th District Basketball Tournament  
Caldwell County High School  
Feb 23, 24, 26, 2009

## INCOME STATEMENT

## Revenue

Feb 23 Sales	\$2,435.00	
Feb 24 Sales	\$2,870.00	
Feb 26 Sales	<u>\$6,630.00</u>	
Total Sales		\$11,935.00

## Expenses

Tournament Manager	\$300.00	
Security	\$270.00	
Ticket Sellers	\$480.00	
Scorer	\$90.00	
Timers	\$90.00	
PA Announcer	\$90.00	
Officials	\$1,237.80	
Passes	\$45.00	
All District Plaques	\$460.00	
District Runner-up Trophy	\$131.24	
Administrative Meeting	\$131.29	
Custodians	\$500.00	
2 Replacement Nets	\$16.00	
2 Replacement Basketball	\$64.00	
Hospitality Room	<u>\$400.00</u>	
Total Expenses		<u>\$4,305.33</u>

Net Income		<u>\$7,629.67</u>
------------	--	-------------------

## Shares

Caldwell	\$1,907.42
Dawson	\$1,907.42
Hopkins Central	\$1,907.42
Madisonville North	\$1,907.42





**KHSAA District Basketball Tournament Financial Report**  
 (return one copy to KHSAA by published deadlines. File separate reports if Girls and Boys  
 Tournaments are held separately)

KHSAA Form BK105  
Rev 01/06

District # 8 Boys  Girls  Combined  Held at Christian County Dates 2/23-26

Part A	REVENUE ITEMS	Price(s)	Receipts	Totals
	Ticket Sales	\$5.00	\$8781.40	
	Broadcasting			
	Sponsorship			
	TOTAL REVENUE (1)			\$8781.40
Part B	EXPENSE ITEMS		Expenses	
	Game Officials		\$1024.50	
	Trophies		\$127.94	
	Travel for Participating Teams			
	Other Itemized Expenses approved by majority vote of schools in tournament (provide separate listing or list on back of this form)		\$2620.00	
	TOTAL EXPENSES (2)			\$3772.44
Part C	Net Profit (Part A (1) minus Part B (2) total)			\$5008.96
Part D	Allowance to Host School - Maximum 15% for rental and incidental expenses unless otherwise approved by majority vote		\$1317.21	
Part E	Profit Subject to Division by Schools (Part C minus Part D)			\$3691.75

**LIST BELOW INDIVIDUAL AMOUNTS FOR DISTRICT TOURNAMENT NET PROFITS FROM PART E ABOVE, NOT INCLUDING TRAVEL EXPENSES**

School	Amount	School	Amount
Christian County	\$1076.75		
Fort Campbell	\$461.46		
Hopkinsville	\$1076.75		
University Heights Academy	\$1076.75		

**PAID ATTENDANCE BY SESSIONS (Tickets Sold NOT money received)**

BOYS		GIRLS		COMBINED	
Session	Paid	Session	Paid	Session	Paid
1	1051	1	166		
2	346	2	213		
3		3			
4		4			
5		5			
6		6			
7		7			
Total	1397	Total	379	Total	

**\*\* NOTE \*\* IF ANY OTHER PLAN FOR THE DIVISION OF TOURNAMENT RECEIPTS IS USED, A MAJORITY VOTE OF THE PARTICIPATING SCHOOLS MUST BE OBTAINED, DOCUMENTED, AND SENT TO THE KHSAA.**

Kevin Crider  
MANAGER

Christian County  
SCHOOL

270-887-7061  
DAYTIME PHONE

## 8<sup>th</sup> District Tournament Expenses 2008-09

Parking - \$200.00

Official Timer - \$35.00 per game for 5 games = \$175.00

Official Scorer - \$20.00 per game for 5 games = \$120.00

Official Announcer - \$20.00 per game for 5 games = \$120.00

Ticket Sellers - \$30.00 each per night

Monday, February 23 – one ticket seller = \$30.00

Tuesday, February 24 – 4 ticket sellers = \$120.00

Wednesday, February 25 – 2 ticket sellers = \$60.00

Thursday, February 26 – 2 ticket sellers = \$60.00

Total = 270.00

Ticket Takers - \$25.00 each per night

Monday, February 23 – one ticket taker = \$25.00

Tuesday, February 24 – 4 ticket takers = \$100.00

Wednesday, February 25 – one ticket taker = \$25.00

Thursday, February 26 – one ticket taker = \$25.00

Total = \$175.00

Tournament Manager - \$200.00

Security - \$1360.00

Total - \$2620.00

### NOTE:

After taking %15 of gross and expenses there is \$3691.75 left to divide among the four participating schools. The amount to each school is \$922.93 but Ft. Campbell only had a boy's team in the tournament, so I divided their share in half and then added that amount to the remaining three schools equally. So, Ft. Campbell would then receive \$461.46 and Christian County, Hopkinsville, and University Heights would receive \$1076.75.



**KHSAA District Basketball Tournament Financial Report**  
 (return one copy to KHSAA by published deadlines. File separate reports if Girls and Boys  
 Tournaments are held separately)

KHSAA Form BK105  
Rev 01/06

District # 9th Boys      Girls      Combined X Held at Owensboro Dates 3/23-27

Part A	REVENUE ITEMS	Price(s)	Receipts	Totals
	Ticket Sales	\$5.00	\$24,645.00	
	Broadcasting			
	Sponsorship			
	<b>TOTAL REVENUE (1)</b>			<b>\$24,645.00</b>
Part B	EXPENSE ITEMS		Expenses	
	Game Officials		\$1,233.00	
	Trophies		\$127.94	
	Travel for Participating Teams			
	Other Itemized Expenses approved by majority vote of schools in tournament (provide separate listing or list on back of this form)		\$3,194.75	
<b>TOTAL EXPENSES (2)</b>			<b>\$4,556.00</b>	
Part C	Net Profit (Part A (1) minus Part B (2) total)			<b>\$20,089.00</b>
Part D	Allowance to Host School - Maximum 15% for rental and incidental expenses unless otherwise approved by majority vote		\$3,013.00	
Part E	Profit Subject to Division by Schools (Part C minus Part D)			<b>\$17,075.00</b>

**LIST BELOW INDIVIDUAL AMOUNTS FOR DISTRICT TOURNAMENT NET PROFITS FROM PART E ABOVE, NOT INCLUDING TRAVEL EXPENSES**

School	Amount	School	Amount
Apollo	\$4,268.00		
Daviess County	\$4,268.00		
Owensboro	\$4,268.00		
Owensboro Catholic	\$4,268.00		

**PAID ATTENDANCE BY SESSIONS (Tickets Sold NOT money received)**

BOYS			GIRLS			COMBINED		
Session	Paid		Session	Paid		Session	Paid	
1	\$9,310.00		1	\$4,135.00				
2	\$8,495.00		2	\$2,705.00				
3								
4								
5								
6								
7								
Total	17,805.00		Total	\$6,840.00		Total		

**\*\* NOTE \*\* IF ANY OTHER PLAN FOR THE DIVISION OF TOURNAMENT RECEIPTS IS USED, A MAJORITY VOTE OF THE PARTICIPATING SCHOOLS MUST BE OBTAINED, DOCUMENTED, AND SENT TO THE KHSAA.**

Harley C Trogden  
MANAGER

Owensboro  
SCHOOL

270 686-1084  
DAYTIME PHONE

9<sup>th</sup> DISTRICT BASKETBALL TOURNAMENT  
OWENSBORO SPORTSCENTER  
2009

	TICKETS SOLD	RECEIPTS
MONDAY FEBRUARY 23	827	\$4,135.00
TUESDAY FEBRUARY 24	1,862	\$9,310.00
THURSDAY FEBRUARY 26	541	\$2,705.00
FRIDAY FEBRUARY 27	1699	\$8,495.00
<u>TOTALS</u>	4,929	\$24,645.00

EXPENSES

OFFICIALS	\$1,233.00
ALL DISTRICT AWARDS	\$290.00
TEAM TROPHIES	\$127.94
CHEER JUDGES	\$220.00
(2) BASKETBALLS/SCOREBOOK	\$127.85
SECURITY 28.1 HRS @ 39PR HR	\$1,095.90
TOURNAMENT MANAGER	\$250.00
ANNOUNCER/CLOCK/BOOK	
SELLERS/PASS GATE/DOORS	\$1,212.00
<u>TOTAL EXPENSES FOR TOURNEY</u>	<u>\$4,555.69</u>

\$24,645.00 TICKET SALES

\$4,556.00 EXPENSES

\$20,089.00

HOST %15 \$3,013.00

\$17,075.00

¼ SHARE \$4,268.00



**KHSAA District Basketball Tournament Financial Report**  
 (return one copy to KHSAA by published deadlines. File separate reports if Girls and Boys  
 Tournaments are held separately)

KHSAA Form BK105  
Rev 01/08

District # 10 Boys  Girls  Combined  Held at Muhlenberg North H.S. Dates Feb. 24, 25, 27

Part A	REVENUE ITEMS	Price(s)	Receipts	Totals
	Ticket Sales	\$5	\$10,522	
	Broadcasting		N/A	
	Sponsorship		N/A	
	<b>TOTAL REVENUE (1)</b>			<b>\$ 10,522</b>
Part B	EXPENSE ITEMS		Expenses	
	Game Officials		\$ 606	
	Trophies		\$ 216.87	
	Travel for Participating Teams		N/A	
	Other Itemized Expenses approved in advance by majority vote of schools in tournament (provide separate listing or list on back of this form)		Gateworkers - 225 Clock/PA/OS - 180 Man.Fee - 200	
	<b>TOTAL EXPENSES (2)</b>			<b>\$ 1,427.87</b>
Part C	Net Profit (Part A (1) minus Part B (2) total)			<b>\$ 9094.13</b>
Part D	Allowance to Host School - Maximum 15% for rental and incidental expenses unless otherwise approved by majority vote		\$ 1,364.11	
Part E	Profit Subject to Division by Schools (Part C minus Part D)			<b>\$ 7,730.02</b>

**LIST BELOW INDIVIDUAL AMOUNTS FOR DISTRICT TOURNAMENT NET PROFITS FROM PART E ABOVE, NOT INCLUDING TRAVEL EXPENSES**

School	Amount	School	Amount
Muhlenberg North	1932.50		
Muhlenberg South	1932.50		
Ohio Co.	1932.51		
McLean Co.	1932.51		

**PAID ATTENDANCE BY SESSIONS (Tickets Sold NOT money received)**

BOYS			GIRLS			COMBINED		
Session	Paid		Session	Paid		Session	Paid	
1	537							
2	559							
3	1607							
4								
5								
6								
7								
Total	2103		Total			Total		

**\*\* NOTE \*\* IF ANY OTHER PLAN FOR THE DIVISION OF TOURNAMENT RECEIPTS IS USED, A MAJORITY VOTE OF THE PARTICIPATING SCHOOLS MUST BE OBTAINED, DOCUMENTED, AND SENT TO THE KHSAA.**

Bud D.  
MANAGER

Muhlenberg North H.S.  
SCHOOL

(270) 338-0040  
DAYTIME PHONE



**KHSAA District Basketball Tournament Financial Report**  
 (return one copy to KHSAA by published deadlines. File separate reports if Girls and Boys  
 Tournaments are held separately)

KHSAA Form BK105  
Rev 01/06

District # 10 Boys      Girls X Combined      Held at Ohio County Dates Feb. 23 & 26

Part A	REVENUE ITEMS	Price(s)	Receipts	Totals
	Ticket Sales	\$5.00	\$7020.00	
	Broadcasting			
	Sponsorship			
	<b>TOTAL REVENUE (1)</b>			
Part B	EXPENSE ITEMS		Expenses	
	Game Officials		\$610.05	
	Trophies		\$189.12	
	Travel for Participating Teams		-----	
	Other Itemized Expenses approved by majority vote of schools in tournament (provide separate listing or list on back of this form)		See Attached	
			\$849.01	
	<b>TOTAL EXPENSES (2)</b>			\$1648.18
Part C	Net Profit (Part A (1) minus Part B (2) total)			\$5371.82
Part D	Allowance to Host School - Maximum 15% for rental and incidental expenses unless otherwise approved by majority vote		\$805.77	
Part E	Profit Subject to Division by Schools (Part C minus Part D)			\$4566.05

**LIST BELOW INDIVIDUAL AMOUNTS FOR DISTRICT TOURNAMENT NET PROFITS FROM PART E ABOVE, NOT INCLUDING TRAVEL EXPENSES**

School	Amount	School	Amount
Ohio County	\$1141.51		
McLean County	\$1141.51		
Muhlenberg North	\$1141.51		
Muhlenberg South	\$1141.51		

**PAID ATTENDANCE BY SESSIONS (Tickets Sold NOT money received)**

BOYS		GIRLS		COMBINED	
Session	Paid	Session	Paid	Session	Paid
1		734 Tickets	\$3670.00		
2		670 Tickets	\$3350.00		
3					
4					
5					
6					
7					
Total		Total		Total	

**\*\* NOTE \*\* IF ANY OTHER PLAN FOR THE DIVISION OF TOURNAMENT RECEIPTS IS USED, A MAJORITY VOTE OF THE PARTICIPATING SCHOOLS MUST BE OBTAINED, DOCUMENTED, AND SENT TO THE KHSAA.**

James Fulkerson  
MANAGER

Ohio County High School  
SCHOOL

270-274-3366  
DAYTIME PHONE

Girls 10<sup>th</sup> District Basketball Tournament  
February 23 & 26, 2009  
Ohio County High School  
Itemized Expenses

Officials.....	\$610.05
Trophies	
District Runner-up trophy.....	\$65.62
All-Tournament Team (7) .....	\$73.50
Academic Award (4).....	\$50.00
Basketball.....	
Basketball.....	\$54.95
Nets.....	\$29.95
Gate Workers.....	
Gate Workers.....	\$175.00
PA.....	\$60.00
Clock.....	\$60.00
Book.....	\$60.00
Tournament Manager.....	
Tournament Manager.....	\$200.00
Security.....	\$209.11
Total.....	\$1648.18



**KHSAA District Basketball Tournament Financial Report**  
 (return one copy to KHSAA by published deadlines. File separate reports if Girls and Boys  
 Tournaments are held separately)

KHSAA Form BK105  
 Rev 01/06

District # 11 Boys  Girls  Combined  Held at Hancock County Dates 2-23 2-27

Part A	REVENUE ITEMS	Price(s)	Receipts	Totals
	Ticket Sales	\$5	8630.00	
	Broadcasting		0	
	Sponsorship		0	
	<b>TOTAL REVENUE (1)</b>			<b>8630.00</b>
Part B	EXPENSE ITEMS		Expenses	
	Game Officials		1268.40	
	Trophies		488.00	
	Travel for Participating Teams		0	
	Other Itemized Expenses approved by majority vote of schools in tournament (provide separate listing or list on back of this form)		1306.70	
	<b>TOTAL EXPENSES (2)</b>			<b>3063.10</b>
Part C	Net Profit (Part A (1) minus Part B (2) total)			5566.90
Part D	Allowance to Host School - Maximum 15% for rental and incidental expenses unless otherwise approved by majority vote		835.03	
Part E	Profit Subject to Division by Schools (Part C minus Part D)			4731.87

**LIST BELOW INDIVIDUAL AMOUNTS FOR DISTRICT TOURNAMENT NET PROFITS FROM PART E ABOVE, NOT INCLUDING TRAVEL EXPENSES**

School	Amount	School	Amount
Breck	1182.96		
Frederick Fraize	1182.96		
Hancock	1182.96		
Meade	1182.96		

**PAID ATTENDANCE BY SESSIONS (Tickets Sold NOT money received)**

BOYS			GIRLS		COMBINED	
Session	Paid		Session	Paid	Session	Paid
1			1	292		
2	463					
3			3	416		
4	555					
5						
6						
7						
Total	1018		Total	708	Total	

**\*\* NOTE \*\* IF ANY OTHER PLAN FOR THE DIVISION OF TOURNAMENT RECEIPTS IS USED, A MAJORITY VOTE OF THE PARTICIPATING SCHOOLS MUST BE OBTAINED, DOCUMENTED, AND SENT TO THE KHSAA.**

Danny Gray  
 MANAGER

Hancock County  
 SCHOOL

270-927-6953  
 DAYTIME PHONE



2009 11<sup>th</sup> District Tournament

## Gates

- 2-23-09	1460.00	(292)
- 2-24-09	2315.00	(463)
- 2-26-09	2080.00	(416)
- 2-27-09	2775.00	(555)
TOTAL	8630.00	(1726)

## Expenses

- Officials	1268.40
- Announcer	80.00
- Clock	80.00
- Book	80.00
- Manager	350.00
- Scorebook	7.00
- Trophies	108.00
- Plaques	380.00
- Hospitality	315.78
- Balls	73.92
- Gate	320.00
TOTAL	2967.10



**KHSAA District Basketball Tournament Financial Report**  
 (return one copy to KHSAA by published deadlines. File separate reports if Girls and Boys  
 Tournaments are held separately)

KHSAA Form BK105  
Rev 01/06

District # 12 Boys Girls Combined **X** Held at Trinity High School Dates Feb. 23-27, 2009

Part A	REVENUE ITEMS	Price(s)	Receipts	Totals
	Ticket Sales	\$5.00	\$7060.00	
	Broadcasting		NA	
	Sponsorship		NA	
	<b>TOTAL REVENUE (1)</b>			<b>\$7060.00</b>
Part B	EXPENSE ITEMS		Expenses	
	Game Officials		\$1253.85	
	Trophies		\$476.84	
	Travel for Participating Teams		NA	
	Other Itemized Expenses approved by majority vote of schools in tournament (provide separate listing or list on back of this form)		\$1108.00 (Security-\$858) (Manager's fee-\$250)	
	<b>TOTAL EXPENSES (2)</b>			<b>\$2838.69</b>
Part C	Net Profit (Part A (1) minus Part B (2) total)			<b>\$4221.31</b>
Part D	Allowance to Host School – Maximum 15% for rental and incidental expenses unless otherwise approved by majority vote		\$1059.00	
Part E	Profit Subject to Division by Schools (Part C minus Part D)			<b>\$3162.31</b>

**LIST BELOW INDIVIDUAL AMOUNTS FOR DISTRICT TOURNAMENT NET PROFITS FROM PART E ABOVE, NOT INCLUDING TRAVEL EXPENSES**

School	Amount	School	Amount
Butler County High School	\$790.58		
Edmonson County High School	\$790.58		
Grayson County High School	\$790.58		
Trinity High School	\$790.57		

**PAID ATTENDANCE BY SESSIONS (Tickets Sold NOT money received)**

BOYS		GIRLS		COMBINED	
Session	Paid	Session	Paid	Session	Paid
1	135	1	329		
2	215	2	169		
3	564				
4					
5					
6					
7					
Total	914	Total	498	Total	

**\*\* NOTE \*\* IF ANY OTHER PLAN FOR THE DIVISION OF TOURNAMENT RECEIPTS IS USED, A MAJORITY VOTE OF THE PARTICIPATING SCHOOLS MUST BE OBTAINED, DOCUMENTED, AND SENT TO THE KHSAA.**

*Larry Farmer*

Larry Farmer  
MANAGER

Trinity High School  
SCHOOL

(270) 233-5533  
DAYTIME PHONE



**KHSAA District Basketball Tournament Financial Report**  
 (return one copy to KHSAA by published deadlines. File separate reports if Girls and Boys  
 Tournaments are held separately)

KHSAA Form BK105  
Rev 01/06

District # 13 Boys  Girls  Combined  Held at Franklin - Simpson HS Dates Feb. 23-27

Part	Item	Price(s)	Receipts	Totals
Part A	REVENUE ITEMS	5.00	\$10,691.00	
	Ticket Sales			
	Broadcasting			
	Sponsorship			
	TOTAL REVENUE (1)			\$10,691.00
Part B	EXPENSE ITEMS		Expenses	
	Game Officials		1,159.00	
	Trophies		523.24	
	Travel for Participating Teams			
	Other Itemized Expenses approved in advance by majority vote of schools in tournament (provide separate listing or list on back of this form)		2,720.00	
	TOTAL EXPENSES (2)			\$4,402.24
Part C	Net Profit (Part A (1) minus Part B (2) total)			6,288.76
Part D	Allowance to Host School - Maximum 15% for rental and incidental expenses unless otherwise approved by majority vote		—	
Part E	Profit Subject to Division by Schools (Part C minus Part D)			6,288.76

**LIST BELOW INDIVIDUAL AMOUNTS FOR DISTRICT TOURNAMENT NET PROFITS FROM PART E ABOVE, NOT INCLUDING TRAVEL EXPENSES**

School	Amount	School	Amount
F-5	1,572.19		
Russellville	1,572.19		
Wagon Co.	1,572.19		
Todd Co.	1,572.19		

**PAID ATTENDANCE BY SESSIONS (Tickets Sold NOT money received)**

BOYS		GIRLS		COMBINED	
Session	Paid	Session	Paid	Session	Paid
1	3,030.00				
2	2,025.00				
3	1,820.00				
4	3,816.00				
5					
6					
7					
Total	10,691.00	Total		Total	

**\*\* NOTE \*\* IF ANY OTHER PLAN FOR THE DIVISION OF TOURNAMENT RECEIPTS IS USED, A MAJORITY VOTE OF THE PARTICIPATING SCHOOLS MUST BE OBTAINED, DOCUMENTED, AND SENT TO THE KHSAA.**

J. Shl  
MANAGER

Franklin - Simpson HS  
SCHOOL

270-586-3273  
DAYTIME PHONE

Secretary - \$150.<sup>00</sup>

clock - 100.<sup>00</sup>

PA - 100.<sup>00</sup>

Scorer - 100.<sup>00</sup>

Parking - 300.<sup>00</sup>

Ticket/Gate - \$480.<sup>00</sup>      $3 @ 40.<sup>00</sup> = 120.<sup>00</sup> \times 4 \text{ nights} = 480.<sup>00</sup>$

Security - \$900.<sup>00</sup>

Turn. Mgr - \$500.<sup>00</sup>

Misc. - \$90.<sup>00</sup>

---

\$2,720.<sup>00</sup>

KHSAA Form BK105  
Rev 01/06

**KHSAA District Basketball Tournament Financial Report**  
(return one copy to KHSAA by published deadlines. File separate reports if Girls and Boys Tournaments are held separately)

District # 14 Boys  Girls  Combined  Held at Greenwood

Dates 3-25-09  
3-26-09  
3-28-09

Part A	REVENUE ITEMS	Price(s)	Receipts	Totals
	Ticket Sales	\$ 5.00	\$ 12,485.00	
	Broadcasting		0	
	Sponsorship		0	
	<b>TOTAL REVENUE (1)</b>			<b>\$ 12,485.00</b>
Part B	EXPENSE ITEMS		Expenses	
	Game Officials		\$ 708.00	
	Trophies		\$ 203.97	
	Travel for Participating Teams		0	
	Other Itemized Expenses approved by majority vote of schools in tournament (provide separate listing or list on back of this form)		\$ 1,893.03	
	<b>TOTAL EXPENSES (2)</b>			<b>\$ 2,805.00</b>
Part C	Net Profit (Part A (1) minus Part B (2) total)			<b>\$ 9,680.00</b>
Part D	Allowance to Host School - Maximum 15% for rental and incidental expenses unless otherwise approved by majority vote		-0-	
Part E	Profit Subject to Division by Schools (Part C minus Part D)			<b>\$ 9,680.00</b>

**LIST BELOW INDIVIDUAL AMOUNTS FOR DISTRICT TOURNAMENT NET PROFITS FROM PART E ABOVE, NOT INCLUDING TRAVEL EXPENSES**

School	Amount	School	Amount
Bowling Green	\$ 2,420.00		
Greenwood	\$ 2,420.00		
Warren Central	\$ 2,420.00		
Warren East	\$ 2,420.00		

**PAID ATTENDANCE BY SESSIONS (Tickets Sold NOT money received)**

BOYS		GIRLS		COMBINED	
Session	Paid	Session	Paid	Session	Paid
1	424				
2	833				
3	1240				
4					
5					
6					
7					
Total	2,497	Total		Total	

**\*\* NOTE \*\* IF ANY OTHER PLAN FOR THE DIVISION OF TOURNAMENT RECEIPTS IS USED, A MAJORITY VOTE OF THE PARTICIPATING SCHOOLS MUST BE OBTAINED, DOCUMENTED, AND SENT TO THE KHSAA.**

Todd Tolbert  
MANAGER

Greenwood  
SCHOOL

ext  
(270)842-3627 (1855)  
DAYTIME PHONE

## Boys - 14th District Tournament

Itemized Expenses

Game Ball(s)/Nets	\$ 96.00
Security	\$ 900.00
Public Address Announcer	\$ 60.00
Official Timer	\$ 60.00
Official Scorer	\$ 60.00
Ticket Takers	\$ 240.00
Book Keeper Fee	\$ 77.03
Tournament Manager Fee	\$ 250.00
Custodian(s) Clean-Up	\$ 150.00

---

(total) \$ 1,893.03

The 14th District agrees to split the gate equally after all expenses. There is no travel and/or no allowance paid to the home school.

Todd Gilbert, Tournament Manager

**KHSAA District Basketball Tournament Financial Report**  
(return one copy to KHSAA by published deadlines. File separate reports if Girls and Boys  
Tournaments are held separately)

2-24-09

District # 14 Boys  Girls  Combined  Held at Greenwood H.S. Dates 2-27-09

Part A	REVENUE ITEMS	Price(s)	Receipts	Totals
	Ticket Sales	\$ 5.00	\$ 4,245.00	
	Broadcasting		-0-	
	Sponsorship		-0-	
	<b>TOTAL REVENUE (1)</b>			<b>\$ 4,245.00</b>
Part B	EXPENSE ITEMS		Expenses	
	Game Officials		\$ 691.90	
	Trophies		\$ 203.97	
	Travel for Participating Teams		-0-	
	Other Itemized Expenses approved by majority vote of schools in tournament (provide separate listing or list on back of this form)		\$ 1,549.13	
	<b>TOTAL EXPENSES (2)</b>			<b>\$ 2,445.00</b>
Part C	Net Profit (Part A (1) minus Part B (2) total)			<b>\$ 1,800.00</b>
Part D	Allowance to Host School - Maximum 15% for rental and incidental expenses unless otherwise approved by majority vote			-0-
Part E	Profit Subject to Division by Schools (Part C minus Part D)			<b>\$ 1,800.00</b>

**LIST BELOW INDIVIDUAL AMOUNTS FOR DISTRICT TOURNAMENT NET PROFITS FROM PART E ABOVE, NOT INCLUDING TRAVEL EXPENSES**

School	Amount	School	Amount
Bowling Green	\$ 450.00		
Greenwood	\$ 450.00		
Warren Central	\$ 450.00		
Warren East	\$ 450.00		

**PAID ATTENDANCE BY SESSIONS (Tickets Sold NOT money received)**

BOYS		GIRLS		COMBINED	
Session	Paid	Session	Paid	Session	Paid
1			460		
2			389		
3					
4					
5					
6					
7					
Total		Total	849	Total	

**\*\* NOTE \*\* IF ANY OTHER PLAN FOR THE DIVISION OF TOURNAMENT RECEIPTS IS USED, A MAJORITY VOTE OF THE PARTICIPATING SCHOOLS MUST BE OBTAINED, DOCUMENTED, AND SENT TO THE KHSAA.**

Todd Tolbert  
MANAGER

Greenwood  
SCHOOL

ext.  
(270) 842-3627 (1855)  
DAYTIME PHONE

## Girls - District 14 Tournament

Itemized Expenses

Security \$ 650.00  
Public Address Announcer \$ 60.00  
Official Timer \$ 60.00  
Official Scorer \$ 60.00  
Ticket Takers \$ 240.00  
Book Keeper Fee \$ 79.13  
Tournament Manager Fee \$ 250.00  
Austodian(s)/Clean-Up \$ 150.00

---

(Total) \$ 1,549.13

The 14th District agrees to split the gate equally after all expenses are paid. There is no travel allowance paid to any school. The host school does not receive a "host school" allowance.

Jode Tolbert, Tournament Manager





**KHSAA District Basketball Tournament Financial Report**  
 (return one copy to KHSAA by published deadlines. File separate reports if Girls and Boys  
 Tournaments are held separately)

KHSAA Form BK105  
 Rev 01/06

District #	Boys	Girls	Combined	Held at	Dates	
15						
<b>Part A</b>	<b>REVENUE ITEMS</b>			<b>Price(s)</b>	<b>Receipts</b>	<b>Totals</b>
	Ticket Sales			5.00	29,140.00	
	Broadcasting					
	Sponsorship					
	<b>TOTAL REVENUE (1)</b>					29,140.00
<b>Part B</b>	<b>EXPENSE ITEMS</b>				<b>Expenses</b>	
	Game Officials				1321.80	
	Trophies				499.78	
	Travel for Participating Teams				288.00	
	Other Itemized Expenses approved in advance by majority vote of schools in tournament (provide separate listing or list on back of this form)				520.00	
	<b>TOTAL EXPENSES (2)</b>					26,295.86
<b>Part C</b>	Net Profit (Part A (1) minus Part B (2) total)					26,510.42
<b>Part D</b>	Allowance to Host School - Maximum 15% for rental and incidental expenses unless otherwise approved by majority vote				3,976.56	
<b>Part E</b>	Profit Subject to Division by Schools (Part C minus Part D)					22,533.86

**LIST BELOW INDIVIDUAL AMOUNTS FOR DISTRICT TOURNAMENT NET PROFITS FROM PART E ABOVE, NOT INCLUDING TRAVEL EXPENSES**

School	Amount	School	Amount
Allen Co.	5633.47		
Blaine	5633.47		
Monroe Co.	5633.47		
Barren Co.	5633.45		

**PAID ATTENDANCE BY SESSIONS (Tickets Sold NOT money received)**

BOYS		GIRLS		COMBINED	
Session	Paid	Session	Paid	Session	Paid
1	1927		837		2764
2	1343		938		2281
3					
4					
5					
6					
7				Admission Sales	783
Total	3270	Total	1775	Total	5828

**\*\* NOTE \*\* IF ANY OTHER PLAN FOR THE DIVISION OF TOURNAMENT RECEIPTS IS USED, A MAJORITY VOTE OF THE PARTICIPATING SCHOOLS MUST BE OBTAINED, DOCUMENTED, AND SENT TO THE KHSAA.**

Bob Blair  
 MANAGER

Barren CO.  
 SCHOOL

270 651-6552  
 DAYTIME PHONE

---

**2009**  
**15<sup>th</sup> District Basketball Tournament**  
**Other Itemized Deductions**

Manager fee	<b>\$400.00</b>
Nets	<b>\$30.00</b>
2 Scorebooks	<b>\$10.00</b>
2 Basketballs	<b><u>\$80.00</u></b>
Total	<b>\$520.00</b>



**KHSAA District Basketball Tournament Financial Report**  
 (Return one copy to KHSAA by published deadlines.)  
**Combined Report of 16<sup>th</sup> Freshman and Varsity District**

KHSAA Form BK105  
Rev 01/06

District # 16 Boys      Girls      Combined X Held at Burkesville, KY 42717 Dates Feb 14-27

Part A	REVENUE ITEMS	Price(s)	Receipts	Totals
	Ticket Sales – Freshman District 2-14-09	\$4/\$5	1085.00	
	Ticket Sales – Varsity District 2-23, 24, 26, 27-09		14797.00	
	Sponsorship			
	<b>TOTAL REVENUE (1)</b>			<b>15882.00</b>
Part B	EXPENSE ITEMS		Expenses	
	Game Officials		1988.28	
	Trophies		793.60	
	Travel for Participating Teams			
	Other Itemized Expenses approved by majority vote of schools in tournament (provide separate listing or list on back of this form)		489.36	
	<b>TOTAL EXPENSES (2)</b>			<b>3271.24</b>
Part C	Net Profit (Part A (1) minus Part B (2) total)			<b>12610.76</b>
Part D	Allowance to Host School - Maximum 15% for rental and incidental expenses unless otherwise approved by majority vote			
Part E	Profit Subject to Division by Schools (Part C minus Part D)			<b>12610.76</b>

**LIST BELOW INDIVIDUAL AMOUNTS FOR DISTRICT TOURNAMENT NET PROFITS FROM PART E ABOVE, NOT INCLUDING TRAVEL EXPENSES**

School	Amount	School	Amount
CLINTON CO H.S.	3152.69		
CUMBERLAND CO H.S.	3152.69		
METCALFE CO H.S.	3152.69		
RUSSELL CO H.S.	3152.69		

**PAID ATTENDANCE BY SESSIONS (Tickets Sold NOT money received)**

BOYS			GIRLS			COMBINED	
Session	Paid		Session	Paid		Session	Paid
FRESHMAN	119		FRESHMAN	98			
						ADVANCE	1305
						2-23-09	314
						2-24-09	646
2-27-29	662		2-26-09	289			
Total	781		Total	387		Total	2265

**\*\* NOTE \*\* IF ANY OTHER PLAN FOR THE DIVISION OF TOURNAMENT RECEIPTS IS USED, A MAJORITY VOTE OF THE PARTICIPATING SCHOOLS MUST BE OBTAINED, DOCUMENTED, AND SENT TO THE KHSAA.**

Glen Allen Murphy  
MANAGER

CUMBERLAND CO HIGH SCHOOL  
SCHOOL

270-864-3451  
DAYTIME PHONE

*Corrected*

<b>trophies</b>	
thompson	\$82.56
h & w	\$579.80
conference	\$131.24
	\$793.60
<b>officials</b>	
2/14/2009	\$471.78
2/23/2009	\$544.50
2/24/2009	\$504.00
2/26/2009	\$252.00
2/27/2009	\$216.00
<b>pa</b>	\$60.00
<b>book</b>	\$60.00
<b>clock</b>	\$60.00
<b>parking</b>	\$100.00
<b>t man.</b>	\$150.00
<b>supp</b>	\$59.36
	\$3,271.24

**Gate**

Freshman		
2/14/2009	\$1,085.00	
16th District		
Advance	\$5,220.00	
2/24/2009	\$1,570.00	\$15,882.00
2/25/2009	\$3,236.75	-\$3,271.24
2/26/2009	\$1,460.25	\$12,610.76
2/27/2009	\$3,310.00	
	\$14,797.00	
	\$15,882.00	
	\$3,152.69	

**2009 16TH DISTRICT BASKETBALL EXPENSES**

PA ANNOUNCER	\$60.00
BOOK	\$60.00
CLOCK KEEPER	\$60.00
PARKING	\$100.00
TOURN. MANAGER	\$150.00
SUPPLIES	\$59.36
	\$489.36




Cumberland County High School  
 P.O. Box 380  
 Burkesville, KY 42717  
 270-864-3451

Date 3/13/2009  
 CUMBERLAND CO BOARD OF ED.

School CCHS  
 Activity Fund ATHLETIC - 50

This is to acknowledge receipt  
 ensuing ticket number will be



ACCOUNT NUMBER	ACCOUNT TITLE	MEMO	AMOUNT
C 500 0	ATHLETIC	REIMB- BAND TICKETS	\$340.00
<b>TOTAL</b>			<b>\$340.00</b>

Receipt # RECEIVED BY 1295

COPY 2

TOM BROOK FORMS · TO REORDER CALL TOLL FREE 877-325-0189

Advance Sales	Adults	Students	REDACTED	ADULTS	STUDENTS	TOTAL
GATE 1	Adults	Students	215002	24	1	25
GATE 2	Adults	Students				
GATE 3	Adults	Students				
GATE 4	Adults	Students				

*\* Will bill band for band tickets*

85 @ 4.00 = \$340.00

Cheeks Cash	1735.00
Currency OKS	328.00
Coin	1.00
<b>Total</b>	<b>2,064</b>

DEPOSIT 2064.<sup>00</sup>  
 RECEIPT # 1283

RECEIVED BY

Total Sales	2404.00
Change Returned	
Cash Over/Short	
Total Cash Band tickets	- 340.00
<b>Total</b>	<b>2064.00</b>

RECEIVED BY *Ellen Johnson*  
 Internal Account Treasurer

Person in Charge of Sales  
*Ellen Johnson*  
 Ticket Taker



**KHSAA District Basketball Tournament Financial Report**  
 (return one copy to KHSAA by published deadlines. File separate reports if Girls and Boys Tournaments are held separately)

KHSAA Form BK105  
 Rev 01/06

2/23

District # 17 Boys  Girls  Combined  Held at North Hardin Dates 2/25, 2/27, 2/29

Part A	REVENUE ITEMS	Price(s)	Receipts	Totals
	Ticket Sales	1510	7550	
	Broadcasting			
	Sponsorship			
	TOTAL REVENUE (1)			7550
Part B	EXPENSE ITEMS		Expenses	
	Game Officials		795.60	
	Trophies		183.97	
	Travel for Participating Teams			
	Other Itemized Expenses approved by majority vote of schools in tournament (provide separate listing or list on back of this form)		1082	
	TOTAL EXPENSES (2)			2,061.57
Part C	Net Profit (Part A (1) minus Part B (2) total)			5488.43
Part D	Allowance to Host School - Maximum 15% for rental and incidental expenses unless otherwise approved by majority vote		300	
Part E	Profit Subject to Division by Schools (Part C minus Part D)			5,188.43

**LIST BELOW INDIVIDUAL AMOUNTS FOR DISTRICT TOURNAMENT NET PROFITS FROM PART E ABOVE, NOT INCLUDING TRAVEL EXPENSES**

School	Amount	School	Amount
<i>Ed. Knox</i>	1,037.68	<i>Central Hardin</i>	1,037.68
<i>Town Hardin</i>	1,037.68		
<i>North Hardin</i>	1,037.68		
<i>Elizabethton</i>	1,037.68		

**PAID ATTENDANCE BY SESSIONS (Tickets Sold NOT money received)**

BOYS		GIRLS		COMBINED	
Session	Paid	Session	Paid	Session	Paid
1		1	503		
2			629		
3			778		
4					
5					
6					
7					
Total		Total	1510	Total	

**\*\* NOTE \*\* IF ANY OTHER PLAN FOR THE DIVISION OF TOURNAMENT RECEIPTS IS USED, A MAJORITY VOTE OF THE PARTICIPATING SCHOOLS MUST BE OBTAINED, DOCUMENTED, AND SENT TO THE KHSAA.**

*[Signature]*  
 MANAGER

*North Hardin*  
 SCHOOL

270-357-3167  
 DAYTIME PHONE

**Itemized Cost List for District 17**  
**Girls Basketball Tournament**  
**February 23, 25, 27**

I.	Ticket sales		
	A. February 23- 103 Tickets sold	515.00	
	B. February 25- 629 Tickets sold	3,145.00	
	C. February 27- 778 Tickets sold	<u>3,890.00</u>	
	Totals	7,550.00	
II.	Itemized Expenses		
	A. Officials		
	1. Wayne Edwards	55.00	
	2. Gary Gaddie	66.00	
	3. Fred Rogers	66.60	
	4. Eddie Simpson	66.60	
	5. Stewart Hawkins	66.00	
	6. James Jagers	66.00	
	7. Phil Yuhas	66.00	
	8. Rollin McQueary	77.00	
	9. Fred French	133.20	
	10. Darrell Bailey	<u>133.20</u>	
	Totals	795.60	
	B. Game Officials		
	1. Marty Fulkerson- Announcer	100.00	
	2. Lori Phillips- Bookkeeper	65.00	
	3. Chuck Goodlet- Gate	140.00	
	4. Tony Garrison- Gate	140.00	
	5. Aaron Howell- Clock	100.00	
	6. Michelle Parsons- Scorebook	100.00	
	7. Tim Crane- Stats	75.00	
	8. Alan Campbell	<u>250.00</u>	
	Totals	970.00	
	C. Misc. Costs- Balls, Scorebook, Trophies	295.97	
	D. Gym Rental	<u>300.00</u>	
	Totals	595.97	
	Expense Total	2,361.57	
	Money Available	5,188.43	

Central Hardin High School	1,037.68
Elizabethtown High School	1,037.68
Ft. Knox High School	1,037.68
John Hardin High School	1,037.68
North Hardin High School	1,037.68

\*\*All expenses have been agreed upon by all 17<sup>th</sup> district schools.





**KHSAA District Basketball Tournament Financial Report**  
 (return one copy to KHSAA by published deadlines. File separate reports if Girls and Boys  
 Tournaments are held separately)

KHSAA Form BK105  
Rev 01/06

District # 17 Boys  Girls  Combined  Held at Central Hardin Dates 3-10-09

Part A	REVENUE ITEMS	Price(s)	Receipts	Totals
	Ticket Sales	5.00	12,286.00	
	Broadcasting			
	Sponsorship			
	TOTAL REVENUE (1)			12,286.00
Part B	EXPENSE ITEMS		Expenses	
	Game Officials			
	Trophies			
	Travel for Participating Teams			
	Other Itemized Expenses approved by majority vote of schools in tournament (provide separate listing or list on back of this form)			
	TOTAL EXPENSES (2)			3,618.19
Part C	Net Profit (Part A (1) minus Part B (2) total)			8,667.31
Part D	Allowance to Host School - Maximum 15% for rental and incidental expenses unless otherwise approved by majority vote			
Part E	Profit Subject to Division by Schools (Part C minus Part D)			

**LIST BELOW INDIVIDUAL AMOUNTS FOR DISTRICT TOURNAMENT NET PROFITS FROM PART E ABOVE, NOT INCLUDING TRAVEL EXPENSES**

School	Amount	School	Amount
<u>Central Hardin</u>	<u>1733.46</u>	<u>North Hardin</u>	<u>1733.46</u>
<u>E. Kingston</u>	<u>1733.46</u>		
<u>FT. Mitchell</u>	<u>1733.46</u>		
<u>Osborne Hardin</u>	<u>1733.46</u>		

**PAID ATTENDANCE BY SESSIONS (Tickets Sold NOT money received)**

BOYS			GIRLS			COMBINED		
Session	Paid		Session	Paid		Session	Paid	
1	<u>1400.00</u>							
2	<u>6725.00</u>							
3	<u>4161.00</u>							
4								
5								
6								
7								
Total	<u>12,286.00</u>		Total			Total		

**\*\* NOTE \*\* IF ANY OTHER PLAN FOR THE DIVISION OF TOURNAMENT RECEIPTS IS USED, A MAJORITY VOTE OF THE PARTICIPATING SCHOOLS MUST BE OBTAINED, DOCUMENTED, AND SENT TO THE KHSAA.**

Kenyon  
MANAGER

Central Hardin  
SCHOOL

270-737-6800  
DAYTIME PHONE



**KHSAA District Basketball Tournament Financial Report**  
 (return one copy to KHSAA by published deadlines. File separate reports if Girls and Boys  
 Tournaments are held separately)

KHSAA Form BK105  
Rev 01/06

District # 18 Boys \_\_\_\_\_ Girls \_\_\_\_\_ Combined  Held at Hart County High School Dates 2/23,2/24 & 2/27/09

Part A	REVENUE ITEMS	Price(s)	Receipts	Totals
	Ticket Sales	\$ 5.00	\$ 11630.00	
	Broadcasting		\$ 0.00	
	Sponsorship		\$ 0.00	
	<b>TOTAL REVENUE (1)</b>			<b>\$ 11630.00</b>
Part B	EXPENSE ITEMS		Expenses	
	Game Officials		\$ 1226.40	
	Trophies		\$ 896.99	
	Travel for Participating Teams		\$ 0.00	
	Other Itemized Expenses approved by majority vote of schools in tournament (provide separate listing or list on back of this form)		\$ 1977.92	
	<b>TOTAL EXPENSES (2)</b>			<b>\$ 4101.31</b>
Part C	Net Profit (Part A (1) minus Part B (2) total)			<b>\$ 7528.69</b>
Part D	Allowance to Host School - Maximum 15% for rental and incidental expenses unless otherwise approved by majority vote		\$ 500.00	
Part E	Profit Subject to Division by Schools (Part C minus Part D)			<b>\$ 7028.69</b>

**LIST BELOW INDIVIDUAL AMOUNTS FOR DISTRICT TOURNAMENT NET PROFITS FROM PART E ABOVE, NOT INCLUDING TRAVEL EXPENSES**

School	Amount	School	Amount
Caverna High School	\$ 1757.17		
Larue County High School	\$ 1757.17		
Green County High School	\$ 1757.17		
Hart County High School	\$ 1757.17		

**PAID ATTENDANCE BY SESSIONS (Tickets Sold NOT money received)**

BOYS		GIRLS		COMBINED	
Session	Paid	Session	Paid	Session	Paid
1				2/23/09	623
2				2/24/09	623
3				2/27/09	1080
4					
5					
6					
7					
Total		Total		Total	2326

**\*\* NOTE \*\* IF ANY OTHER PLAN FOR THE DIVISION OF TOURNAMENT RECEIPTS IS USED, A MAJORITY VOTE OF THE PARTICIPATING SCHOOLS MUST BE OBTAINED, DOCUMENTED, AND SENT TO THE KHSAA.**

Jerry Taylor  
MANAGER

Hart County  
SCHOOL

270-524-9341  
DAYTIME PHONE



**KHSAA District Basketball Tournament Financial Report**  
 (return one copy to KHSAA by published deadlines. File separate reports if Girls and Boys  
 Tournaments are held separately)

KHSAA Form BK105  
Rev 01/06

District # 19 Boys x Girls x Combined Held at Washington County Dates Feb 24-28 2009

Part A	REVENUE ITEMS	Price(s)	Receipts	Totals
	Ticket Sales	\$5.00	\$8743.00	
	Broadcasting		0	
	Sponsorship		0	
	<b>TOTAL REVENUE (1)</b>			<b>\$8743.00</b>
Part B	EXPENSE ITEMS		Expenses	
	Game Officials		\$990.00	
	Trophies		\$485.00	
	Travel for Participating Teams		0	
	Other Itemized Expenses approved by majority vote of schools in tournament (provide separate listing or list on back of this form)		See attached spreadsheet( e-mail sent 6/8/09)	
	<b>TOTAL EXPENSES (2)</b>			<b>\$3585.78</b>
Part C	Net Profit (Part A (1) minus Part B (2) total)			<b>\$5157.22</b>
Part D	Allowance to Host School - Maximum 15% for rental and incidental expenses unless otherwise approved by majority vote		0	
Part E	Profit Subject to Division by Schools (Part C minus Part D)			<b>\$5157.22</b>

**LIST BELOW INDIVIDUAL AMOUNTS FOR DISTRICT TOURNAMENT NET PROFITS FROM PART E ABOVE, NOT INCLUDING TRAVEL EXPENSES**

School	Amount	School	Amount
Bardstown High School	\$1436.81		
Bethlehem High School	\$1436.81		
Nelson County High School	\$1436.80		
Washington County High School	\$1436.80		

**PAID ATTENDANCE BY SESSIONS (Tickets Sold NOT money received)**

BOYS			GIRLS		COMBINED	
Session	Paid		Session	Paid	Session	Paid
1	285		Dbl header	372		
2	322			277		
3	492					
4						
5						
6						
7						
Total	1099		Total	649	Total	1748

**\*\* NOTE \*\* IF ANY OTHER PLAN FOR THE DIVISION OF TOURNAMENT RECEIPTS IS USED, A MAJORITY VOTE OF THE PARTICIPATING SCHOOLS MUST BE OBTAINED, DOCUMENTED, AND SENT TO THE KHSAA.**

Glenn Goatley A.D.  
MANAGER

Washington Co  
SCHOOL

859 481-3690  
DAYTIME PHONE



19th District Basketball Tournament: Income & Expenses

Date	Game	Gate Receipts
Feb 24	Girls Dbl Header	1,863
Feb 25	Boys: WC vs B-town	1,425
Feb 26	Boys: NC vs Beth	1,610
Feb 27	Girls Championship	1,385
Feb 28	Boys Championship	2,460
		<u>8,743</u> Total Gate Receipts

Expenses	\$\$ Amount	Notes
District Tournament Mtg	\$86.94	Snacks for District Tournament Meeting- Sunday afternoon WCHS Library
Hospitality Room	\$500.00	Food
Officiating crew	\$990.00	3 man crew @ 55.00 / official / game 6 Games x \$ 155.00 = \$ 990.00
Officiating mileage: Boys	\$186.00	Mileage
Officiating mileage: Girls	\$207.60	Mileage
P.A. Announcer	\$150.00	\$ 25.00 / game x 6 games ( Jeff Moreland )
Official Book: Boys	\$75.00	\$ 25.00 / game x 3 games ( John Reinle )
Official Book : Girls	\$75.00	\$ 25.00 / game x 3 games ( Linda Hourigan )
Clock keeper: Boys	\$75.00	\$ 25.00 / game x 3 games ( Jimmy Wehington )
Clock keeper: Girls	\$75.00	\$ 25.00 / game x 3 games ( Linda Hourigan )
Pass Gate ( 1 person )	\$150.00	\$ 25.00 / game x 6 games ( 1 worker )
Main Gate ( 2 person )	\$300.00	\$ 25.00 / game x 6 games ( 2 workers )
Plaques	\$354.00	All tournament, individual team members, MVP ( Boys & Girls )
Winners / Runner up Plaques	\$131.24	
Trainer	\$150.00	\$ 25.00 / game x 6 games ( Jennifer Hayden )
Basketballs ( Winners )	\$80.00	2 Balls @ \$40.00 ea : Championship balls presented to Boys- & Girls District Winners

**\$3,585.78 Total Expenses**


**\$8,743.00 Gate**

**\$3,585.78 less expenses**

**\$5,157.22**

4 way split: Bardstown \$1,436.81  
 Bethlehem \$1,436.81  
 Nelson Co. \$1,436.80  
 Washington Co \$1,436.80

Please note that there has been an adjustment in the amount originally sent to each school. We have credited your school \$147.50  
 This is a misc. credit.



**KHSAA District Basketball Tournament Financial Report**  
 (return one copy to KHSAA by published deadlines. File separate reports if Girls and Boys  
 Tournaments are held separately)

KHSAA Form BK105  
 Rev 01/06

District # 20 Boys      Girls      Combined X Held at ADAIR CO. HIGH Dates FEB. -24-28

Part A	REVENUE ITEMS	Price(s)	Receipts	Totals
	Ticket Sales	\$5.00	\$21975.00	
	Broadcasting			
	Sponsorship			
	<b>TOTAL REVENUE (1)</b>			<b>\$21975.00</b>
Part B	EXPENSE ITEMS		Expenses	
	Game Officials		\$1227.00	
	Trophies		\$ 764.62	
	Travel for Participating Teams			
	Other Itemized Expenses approved by majority vote of schools in tournament (provide separate listing or list on back of this form)		\$1043.20	
	<b>TOTAL EXPENSES (2)</b>			<b>\$3034.82</b>
Part C	Net Profit (Part A (1) minus Part B (2) total)			
Part D	Allowance to Host School - Maximum 15% for rental and incidental expenses unless otherwise approved by majority vote			\$1050.00
Part E	Profit Subject to Division by Schools (Part C minus Part D)			<b>\$17890.18</b>

**LIST BELOW INDIVIDUAL AMOUNTS FOR DISTRICT TOURNAMENT NET PROFITS FROM PART E ABOVE, NOT INCLUDING TRAVEL EXPENSES**

School	Amount	School	Amount
ADAIR COUNTY	\$4472.54		
CAMPBELLSVILLE	\$4472.54		
MARION COUNTY	\$4472.54		
TAYLOR COUNTY	\$4472.54		

**PAID ATTENDANCE BY SESSIONS (Tickets Sold NOT money received)**

BOYS		GIRLS		COMBINED	
Session	Paid	Session	Paid	Session	Paid
1			375		
2	607				
3	1232				
4			355		
6	1826				
8					
7					
Total	3665	Total	730	Total	

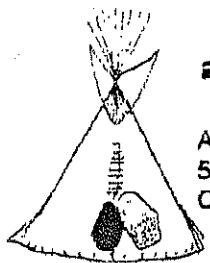
**\*\* NOTE \*\* IF ANY OTHER PLAN FOR THE DIVISION OF TOURNAMENT RECEIPTS IS USED, A MAJORITY VOTE OF THE PARTICIPATING SCHOOLS MUST BE OBTAINED, DOCUMENTED, AND SENT TO THE KHSAA.**

Jim Mason  
 MANAGER

ADAIR COUNTY HIGH SCHOOL  
 SCHOOL

270-384-2751  
 DAYTIME PHONE

# A.C.H.S. Athletic Department



Adair County High School  
526 Indian Drive  
Columbia, KY 42728

Jim Moss, Athletic Director  
School: (502) 384-2751  
Athletic Office: (502) 384-4031  
Home: (502) 384-6720

## 20TH DISTRICT BASKETBALL TOURNAMENT 2009 FINANCIAL REPORT

### GATE RECEIPTS:

2/24/09	-----	\$1875.00
2/25/09	-----	\$3035.00
2/26/09	-----	\$6160.00
2/27/09	-----	\$1775.00
2/28/09	-----	\$9130.00
TOTAL RECEIPTS:		\$21975.00

### EXPENSES:

OFFICIALS	-----	\$1227.00
TROPHIES & AWARDS	-----	\$ 764.62
NETS & BALLS	-----	\$ 100.00
DISTRICT MEAL	-----	\$ 103.20
TOURNAMENT MANAGER	-----	\$ 250.00
DISTRICT REPRESENTATIVE	-----	\$ 50.00
HOST SCHOOL	-----	\$1050.00
PA/CLOCK/SCORER	-----	\$ 180.00
GATE & DOOR WORKERS	-----	\$ 360.00
TOTAL EXPENSES:		\$4084.82

TOTAL PROFIT: \$17890.18

### PAY-OUT PER SCHOOL:

ADAIR COUNTY	-----	\$4472.54
CAMPBELLSVILLE	-----	\$4472.54
MARION COUNTY	-----	\$4472.54
TAYLOR COUNTY	-----	\$4472.54

TOURNAMENT MANAGER Jim Moss

SCHOOL ACCOUNTANT Linda Bell

PRINCIPAL Don Young



**KHSAA District Basketball Tournament Financial Report**  
 (return one copy to KHSAA by published deadlines. File separate reports if Girls and Boys  
 Tournaments are held separately)

KHSAA Form BK105  
Rev 01/06

District # 21 Boys  Girls  Combined  Held at PRP Dates 2/23-27

Part A	REVENUE ITEMS	Price(s)	Receipts	Totals
	Ticket Sales	5,2	4843.00	
	Broadcasting			
	Sponsorship			
	<b>TOTAL REVENUE (1)</b>			<b>4843.00</b>
Part B	EXPENSE ITEMS		Expenses	
	Game Officials		1,320.00	
	Trophies		245.14	
	Travel for Participating Teams			
	Other Itemized Expenses approved by majority vote of schools in tournament (provide separate listing or list on back of this form)		920.00 Gate and Security	
	<b>TOTAL EXPENSES (2)</b>			<b>2485.14</b>
Part C	<b>Net Profit (Part A (1) minus Part B (2) total)</b>			<b>2,357.86</b>
Part D	Allowance to Host School - Maximum 15% for rental and incidental expenses unless otherwise approved by majority vote			
Part E	<b>Profit Subject to Division by Schools (Part C minus Part D)</b>			<b>2357.86</b>

**LIST BELOW INDIVIDUAL AMOUNTS FOR DISTRICT TOURNAMENT NET PROFITS FROM PART E ABOVE, NOT INCLUDING TRAVEL EXPENSES**

School	Amount	School	Amount
PRP	471.57	Holy Cross	471.57
Western	471.57		
Beth Haven	471.57		
Valley	471.57		

**PAID ATTENDANCE BY SESSIONS (Tickets Sold NOT money received)**

BOYS		GIRLS		COMBINED	
Session	Paid	Session	Paid	Session	Paid
1				1	127
2				2	183
3				3	315
4				4	406
5					
6					
7					
Total		Total		Total	1,031

**\*\* NOTE \*\* IF ANY OTHER PLAN FOR THE DIVISION OF TOURNAMENT RECEIPTS IS USED, A MAJORITY VOTE OF THE PARTICIPATING SCHOOLS MUST BE OBTAINED, DOCUMENTED, AND SENT TO THE KHSAA.**

Craig Webb  
MANAGER

PRP  
SCHOOL

502-485-8554  
DAYTIME PHONE



**KHSAA District Basketball Tournament Financial Report**  
 (return one copy to KHSAA by published deadlines. File separate reports if Girls and Boys  
 Tournaments are held separately)

KHSAA Form BK105  
Rev 01/06

District # 22 Boys Girls Combined  Held at Doss High School Dates February 23-27, 09

Part A	REVENUE ITEMS	Price(s)	Receipts	Totals
	Ticket Sales (Adults/Students - \$6.00 Child - \$3.00)		\$ 8399.00	
	Broadcasting		\$ 0.00	
	Sponsorship		\$ 0.00	
	<b>TOTAL REVENUE (1)</b>			<b>\$ 8399.00</b>
Part B	EXPENSE ITEMS		Expenses	
	Game Officials		\$ 1155.00	
	Trophies		\$ 127.94	
	Travel for Participating Teams		\$ 0.00	
	Other Itemized Expenses approved by majority vote of schools in tournament (provide separate listing or list on back of this form) ATTACHED		\$ 1560.00	
	<b>TOTAL EXPENSES (2)</b>			<b>\$ 2842.94</b>
Part C	Net Profit (Part A (1) minus Part B (2) total)			<b>\$ 5556.06</b>
Part D	Allowance to Host School - Maximum 15% for rental and incidental expenses unless otherwise approved by majority vote		\$0.00	
Part E	Profit Subject to Division by Schools (Part C minus Part D)			<b>\$ 5556.06</b>

**LIST BELOW INDIVIDUAL AMOUNTS FOR DISTRICT TOURNAMENT NET PROFITS FROM PART E ABOVE, NOT INCLUDING TRAVEL EXPENSES**

School	Amount	School	Amount
Butler High School	\$1234.68	Iroquois High School	\$1234.68
DeSales High School	\$ 617.34		
Doss High School	\$1234.68		
Evangel Christian School	\$ 1184.68		

**PAID ATTENDANCE BY SESSIONS (Tickets Sold NOT money received)**

BOYS			GIRLS			COMBINED	
Session	Paid		Session	Paid		Session	Paid
1	73/10						
2							341/18
3							287/23
4							642/64
5							
6							
7							
Total	73/10		Total			Total	1270/105

**\*\* NOTE \*\* IF ANY OTHER PLAN FOR THE DIVISION OF TOURNAMENT RECEIPTS IS USED, A MAJORITY VOTE OF THE PARTICIPATING SCHOOLS MUST BE OBTAINED, DOCUMENTED, AND SENT TO THE KHSAA.**

Kevin Salyer, AD  
MANAGER

Doss High  
SCHOOL

502-485-8754  
DAYTIME PHONE





**KHSAA District Basketball Tournament Financial Report**  
 (return one copy to KHSAA by published deadlines. File separate reports if Girls and Boys  
 Tournaments are held separately)

KHSAA Form BK105  
Rev 01/06

District # 23 Boys  Girls  Combined  Held at Shawnee H.S. Lou., KU Dates 2/23-2/26

Part A	REVENUE ITEMS	Price(s)	Receipts	Totals
	Ticket Sales	\$4/\$6	\$3,248.00	
	Broadcasting		.00	
	Sponsorship		.00	
	<b>TOTAL REVENUE (1)</b>			<b>\$3,248.00</b>
Part B	EXPENSE ITEMS		Expenses	
	Game Officials		\$1,320.00	
	Trophies		\$ 394.28	
	Travel for Participating Teams		.00	
	Other Itemized Expenses approved in advance by majority vote of schools in tournament (provide separate listing or list on back of this form)		\$ 949.00	
	<b>TOTAL EXPENSES (2)</b>			<b>\$2663.28</b>
Part C	Net Profit (Part A (1) minus Part B (2) total)			<b>\$ 584.72</b>
Part D	Allowance to Host School - Maximum 15% for rental and incidental expenses unless otherwise approved by majority vote			\$ .00
Part E	Profit Subject to Division by Schools (Part C minus Part D)			<b>\$ 584.72</b>

**LIST BELOW INDIVIDUAL AMOUNTS FOR DISTRICT TOURNAMENT NET PROFITS FROM PART E ABOVE, NOT INCLUDING TRAVEL EXPENSES**

School	Amount	School	Amount
Shawnee High School	\$ 116.94	St. Francis School	\$ 58.48
Central High School	\$ 116.94	Presentation School	\$ 58.48
Portland Christian School	\$ 116.94		
Brown School	\$ 116.94		

**PAID ATTENDANCE BY SESSIONS (Tickets Sold NOT money received)**

BOYS			GIRLS			COMBINED	
Session	Paid		Session	Paid		Session	Paid
1						1	116
2						2	122
3						2	332
4							
5							
6							
7							
Total			Total			Total	570

**\*\* NOTE \*\* IF ANY OTHER PLAN FOR THE DIVISION OF TOURNAMENT RECEIPTS IS USED, A MAJORITY VOTE OF THE PARTICIPATING SCHOOLS MUST BE OBTAINED, DOCUMENTED, AND SENT TO THE KHSAA.**

Jake McKinney  
MANAGER

Shawnee High School  
SCHOOL

502-485-8326  
DAYTIME PHONE

**DISTRICT 23 EXPENSES 2/23/09, 2/24/09, 2/26/09 SHAWNEE HIGH SCHOOL  
BOYS AND GIRLS BASKETBALL**

<b>SCOREBOOK</b>	<b>\$ 5.50</b>
<b>SECURITY</b>	<b>\$ 793.50</b>
<b>TOURNAMENT</b>	
<b>DIRECTOR FEE</b>	<b>\$ 150.00</b>
<b>TOTAL</b>	<b>\$ 949.00</b>



**KHSAA District Basketball Tournament Financial Report**  
 (return one copy to KHSAA by published deadlines. File separate reports if Girls and Boys  
 Tournaments are held separately)

KHSAA Form BK105  
Rev 01/06

District # 24 Boys      Girls      Combined x Held at North Bullitt 2/23-2/28 09

Part A	REVENUE ITEMS	Price(s)	Receipts	Totals
	Ticket Sales	a-\$6 c-\$3	10,209.00	
	Broadcasting			
	Sponsorship			
	<b>TOTAL REVENUE (1)</b>			<b>10,209.00</b>
Part B	EXPENSE ITEMS		Expenses	
	Game Officials		1,320	
	Trophies		131.24	
	Travel for Participating Teams		.00	
	Other Itemized Expenses approved by majority vote of schools in tournament (provide separate listing or list on back of this form)		2,227.56	
	<b>TOTAL EXPENSES (2)</b>			<b>3678.80</b>
Part C	Net Profit (Part A (1) minus Part B (2) total)			6530.20
Part D	Allowance to Host School - Maximum 15% for rental and incidental expenses unless otherwise approved by majority vote		.00	
Part E	Profit Subject to Division by Schools (Part C minus Part D)			6530.20

**LIST BELOW INDIVIDUAL AMOUNTS FOR DISTRICT TOURNAMENT NET PROFITS FROM PART E ABOVE, NOT INCLUDING TRAVEL EXPENSES**

School	Amount	School	Amount
BULLITT CENTRAL	1,306.04	NORTH BULLITT	1,306.04
BULLITT EAST	1,306.04	SOUTHERN	1,306.04
FAIRDALE	1,306.04		

**PAID ATTENDANCE BY SESSIONS (Tickets Sold NOT money received)**

BOYS			GIRLS			COMBINED		
Session	Paid		Session	Paid		Session	Paid	
1							418 A 40 C	
2				265 A 23 C				
3	501 A 51 C							
4				182 A 25 C				
5	245 A 39 C							
6								
7								
Total	746 A 90 C		Total	447 A 48 C		Total	418 A 40 C	

**\*\* NOTE \*\* IF ANY OTHER PLAN FOR THE DIVISION OF TOURNAMENT RECEIPTS IS USED, A MAJORITY VOTE OF THE PARTICIPATING SCHOOLS MUST BE OBTAINED, DOCUMENTED, AND SENT TO THE KHSAA.**

Rob Williams  
MANAGER

nbhs  
SCHOOL

502 869 6202  
DAYTIME PHONE



*TOTAL WK of 2/23-26 DISTRICT 25 Boys/Girls*

**KHSAA District Basketball Tournament Financial Report**  
(return one copy to KHSAA by published deadlines. File separate reports if Girls and Boys Tournaments are held separately)

KHSAA Form BK105  
Rev 01/06  
*BASKETBALL TOURN. at LOUISVILLE MALE HS.*

District # 25 Boys  Girls  Combined  Held at Louisville Male Dates 2/23-2/26

Part A	REVENUE ITEMS	Price(s)	Receipts	Totals
	Ticket Sales	\$6.53	9189.00	
	Broadcasting		0	
	Sponsorship		0	
	<b>TOTAL REVENUE (1)</b>			<b>9189.00</b>
Part B	EXPENSE ITEMS	Expenses		Totals
	Game Officials		990.00	
	Trophies		127.00	
	Travel for Participating Teams		0	
	Other Itemized Expenses approved in advance by majority vote of schools in tournament (provide separate listing or list on back of this form)		2287.00	
	<b>TOTAL EXPENSES (2)</b>			<b>3404.00</b>
Part C	Net Profit (Part A (1) minus Part B (2) total)			<b>5785.00</b>
Part D	Allowance to Host School - Maximum 15% for rental and incidental expenses unless otherwise approved by majority vote			0
Part E	Profit Subject to Division by Schools (Part C minus Part D)			<b>5785.00</b>

**LIST BELOW INDIVIDUAL AMOUNTS FOR DISTRICT TOURNAMENT NET PROFITS FROM PART E ABOVE, NOT INCLUDING TRAVEL EXPENSES**

School	Amount	School	Amount

**PAID ATTENDANCE BY SESSIONS (Tickets Sold NOT money received)**

BOYS		GIRLS		COMBINED	
Session	Paid	Session	Paid	Session	Paid
1	Male	1824.13			
2	MANUAL	2209.13			
3	MELBY	422.75			
4	Collingdale	733.38			
5	ST. V.	695.63			
6					
7					
Total		Total		Total	

*total \$5885.02*

*Girls/Boys Disbursement PER TEAMS.*

**\*\* NOTE \*\* IF ANY OTHER PLAN FOR THE DIVISION OF TOURNAMENT RECEIPTS IS USED, A MAJORITY VOTE OF THE PARTICIPATING SCHOOLS MUST BE OBTAINED, DOCUMENTED, AND SENT TO THE KHSAA.**

*Louise Stewart*  
MANAGER

*Louisville Male HS*  
SCHOOL

*502 485-8972.*  
DAYTIME PHONE



**KHSAA District Basketball Tournament Financial Report**  
 (return one copy to KHSAA by published deadlines. File separate reports if Girls and Boys  
 Tournaments are held separately)

KHSAA Form BK105  
 Rev 01/06

District # 25 Boys  Girls  Combined  Held at Lou. MAPE Dates 2/28/09

Part A	REVENUE ITEMS	Price(s)	Receipts	Totals
	Ticket Sales	\$6 \$3	1155.00	
	Broadcasting		0	
	Sponsorship		0	
	TOTAL REVENUE (1)			1155.00
Part B	EXPENSE ITEMS		Expenses	
	Game Officials		330.00	
	Trophies		0	
	Travel for Participating Teams		0	
	Other Itemized Expenses approved in advance by majority vote of schools in tournament (provide separate listing or list on back of this form)		240,150,182 50,150 674.00	
TOTAL EXPENSES (2)			1004.00	
Part C	Net Profit (Part A (1) minus Part B (2) total)			
Part D	Allowance to Host School - Maximum 15% for rental and incidental expenses unless otherwise approved by majority vote		0	
Part E	Profit Subject to Division by Schools (Part C minus Part D)			151.00

**LIST BELOW INDIVIDUAL AMOUNTS FOR DISTRICT TOURNAMENT NET PROFITS FROM PART E ABOVE, NOT INCLUDING TRAVEL EXPENSES**

School	Amount	School	Amount
MERCY	37.75		
MAPE	37.75		
Collegiate	37.75		
MANUAL	37.75		

**PAID ATTENDANCE BY SESSIONS (Tickets Sold NOT money received)**

BOYS		GIRLS		COMBINED	
Session	Paid	Session	Paid	Session	Paid
1					
2					
3					
4					
5					
6					
7					
Total		Total		Total	

**\*\* NOTE \*\* IF ANY OTHER PLAN FOR THE DIVISION OF TOURNAMENT RECEIPTS IS USED, A MAJORITY VOTE OF THE PARTICIPATING SCHOOLS MUST BE OBTAINED, DOCUMENTED, AND SENT TO THE KHSAA.**

MANAGER

SCHOOL

DAYTIME PHONE



**KHSAA District Basketball Tournament Financial Report**  
 (return one copy to KHSAA by published deadlines. File separate reports if Girls and Boys  
 Tournaments are held separately)

KHSAA Form BK105  
 Rev 01/06

District # 25 Boys  Girls  Combined  Held at Lou. Mape H.S. Dates 2/24/09

Part A	REVENUE ITEMS	Price(s)	Receipts	Totals
	Ticket Sales	<u>\$6.43</u>	<u>3843.00</u>	
	Broadcasting		<u>0</u>	
	Sponsorship		<u>0</u>	
	TOTAL REVENUE (1)			<u>3843.00</u>
Part B	EXPENSE ITEMS		Expenses	
	Game Officials		<u>330.00</u>	
	Trophies		<u>0</u>	
	Travel for Participating Teams		<u>0</u>	
	Other Itemized Expenses approved in advance by majority vote of schools in tournament (provide separate listing or list on back of this form)		<u>240.50, 240.50, 50.50</u>	
	TOTAL EXPENSES (2)		<u>730.50</u>	
Part C	Net Profit (Part A (1) minus Part B (2) total)			<u>1060.50</u>
Part D	Allowance to Host School - Maximum 15% for rental and incidental expenses unless otherwise approved by majority vote		<u>0</u>	
Part E	Profit Subject to Division by Schools (Part C minus Part D)			<u>2782.50</u>

**LIST BELOW INDIVIDUAL AMOUNTS FOR DISTRICT TOURNAMENT NET PROFITS FROM PART E ABOVE, NOT INCLUDING TRAVEL EXPENSES**

School	Amount	School	Amount
<u>Mape</u>	<u>695.63</u>		
<u>MANUAL</u>	<u>695.63</u>		
<u>Collegiate</u>	<u>695.63</u>		
<u>St. V. LAREN</u>	<u>695.63</u>		

**PAID ATTENDANCE BY SESSIONS (Tickets Sold NOT money received)**

BOYS			GIRLS		COMBINED		
Session	Paid		Session	Paid		Session	Paid
1							
2							
3							
4							
5							
6							
7							
Total			Total			Total	

**\*\* NOTE \*\* IF ANY OTHER PLAN FOR THE DIVISION OF TOURNAMENT RECEIPTS IS USED, A MAJORITY VOTE OF THE PARTICIPATING SCHOOLS MUST BE OBTAINED, DOCUMENTED, AND SENT TO THE KHSAA.**

MANAGER

SCHOOL

DAYTIME PHONE



**KHSAA District Basketball Tournament Financial Report**  
 (return one copy to KHSAA by published deadlines. File separate reports if Girls and Boys Tournaments are held separately)

KHSAA Form BK105  
 Rev 01/06

District # 25 Boys  Girls  Combined  Held at Lou. MAte Dates 2/25/09

Part A	REVENUE ITEMS	Price(s)	Receipts	Totals	
	Ticket Sales	\$6 \$3	1329.00		
	Broadcasting		0		
	Sponsorship		0		
	TOTAL REVENUE (1)			1329.00	
Part B	EXPENSE ITEMS		Expenses		
	Game Officials		165.00		
	Trophies		0		
	Travel for Participating Teams		0		
	Other Itemized Expenses approved in advance by majority vote of schools in tournament (provide separate listing or list on back of this form)		240.00, 115.25, 64.50	494.00	
	TOTAL EXPENSES (2)				
Part C	Net Profit (Part A (1) minus Part B (2) total)			659.00	
Part D	Allowance to Host School - Maximum 15% for rental and incidental expenses unless otherwise approved by majority vote		0		
Part E	Profit Subject to Division by Schools (Part C minus Part D)			670.00	

**LIST BELOW INDIVIDUAL AMOUNTS FOR DISTRICT TOURNAMENT NET PROFITS FROM PART E ABOVE, NOT INCLUDING TRAVEL EXPENSES**

School	Amount	School	Amount
MERCY	385.00		
MANUAL	385.00		

**PAID ATTENDANCE BY SESSIONS (Tickets Sold NOT money received)**

BOYS		GIRLS		COMBINED	
Session	Paid	Session	Paid	Session	Paid
1					
2					
3					
4					
5					
6					
7					
Total		Total		Total	

**\*\* NOTE \*\* IF ANY OTHER PLAN FOR THE DIVISION OF TOURNAMENT RECEIPTS IS USED, A MAJORITY VOTE OF THE PARTICIPATING SCHOOLS MUST BE OBTAINED, DOCUMENTED, AND SENT TO THE KHSAA.**

MANAGER

SCHOOL

DAYTIME PHONE



**KHSAA District Basketball Tournament Financial Report**  
 (return one copy to KHSAA by published deadlines. File separate reports if Girls and Boys  
 Tournaments are held separately)

KHSAA Form BK105  
 Rev 01/06

District # 25 Boys  Girls  Combined  Held at Louisville MATE Dates 2/26/09

Part	Item	Price(s)	Receipts	Totals
Part A	REVENUE ITEMS			
	Ticket Sales	\$6.75	2862.10	
	Broadcasting		0	
	Sponsorship		0	
	TOTAL REVENUE (1)			2862.00
Part B	EXPENSE ITEMS		Expenses	
	Game Officials		165.10	
	Trophies		0	
	Travel for Participating Teams		0	
	Other Itemized Expenses approved in advance by majority vote of schools in tournament (provide separate listing or list on back of this form)		240.136.50 25 50.00	
	TOTAL EXPENSES (2)		515.50	
Part C	Net Profit (Part A (1) minus Part B (2) total)			680.50
Part D	Allowance to Host School - Maximum 15% for rental and incidental expenses unless otherwise approved by majority vote		0	
Part E	Profit Subject to Division by Schools (Part C minus Part D)			2181.50

**LIST BELOW INDIVIDUAL AMOUNTS FOR DISTRICT TOURNAMENT NET PROFITS FROM PART E ABOVE, NOT INCLUDING TRAVEL EXPENSES**

School	Amount	School	Amount
MATE	1090.75		
MANUAL	1090.75		

**PAID ATTENDANCE BY SESSIONS (Tickets Sold NOT money received)**

BOYS		GIRLS		COMBINED	
Session	Paid	Session	Paid	Session	Paid
1					
2					
3					
4					
5					
6					
7					
Total		Total		Total	

**\*\* NOTE \*\* IF ANY OTHER PLAN FOR THE DIVISION OF TOURNAMENT RECEIPTS IS USED, A MAJORITY VOTE OF THE PARTICIPATING SCHOOLS MUST BE OBTAINED, DOCUMENTED, AND SENT TO THE KHSAA.**

MANAGER

SCHOOL

DAYTIME PHONE





**KHSAA District Basketball Tournament Financial Report**  
 (return one copy to KHSAA by published deadlines. File separate reports if Girls and Boys  
 Tournaments are held separately)

KHSAA Form BK105  
 Rev 01/06

District # 26 Boys Girls Combined  Held at Hosted by Whitefield Academy at Moore High School Dates Feb 23, 24, 25, & 27, 2009

Part	Item	Price(s)	Receipts	Expenses	Totals
Part A	REVENUE ITEMS				
	Ticket Sales	\$6 / \$3	\$5,273.00		
	Broadcasting				
	Sponsorship				
	<b>TOTAL REVENUE (1)</b>				<b>\$5,273.00</b>
Part B	EXPENSE ITEMS				
	Game Officials			\$1,312.50	
	Trophies			\$ 232.19	
	Travel for Participating Teams				
	Other Itemized Expenses approved by majority vote of schools in tournament (provide separate listing or list on back of this form)			\$ 810.00	
	<b>TOTAL EXPENSES (2)</b>				<b>\$2,354.89</b>
Part C	Net Profit (Part A (1) minus Part B (2) total)				<b>\$2,918.31</b>
Part D	Allowance to Host School - Maximum 15% for rental and incidental expenses unless otherwise approved by majority vote				
Part E	Profit Subject to Division by Schools (Part C minus Part D)				<b>\$2,918.31</b>

**LIST BELOW INDIVIDUAL AMOUNTS FOR DISTRICT TOURNAMENT NET PROFITS FROM PART E ABOVE, NOT INCLUDING TRAVEL EXPENSES**

School	Amount	School	Amount
Assumption High School	\$324.26	Whitefield Academy	\$648.49
Atherton High School	\$648.52		
Fern Creek High School	\$648.52		
Moore High School	\$648.52		

**PAID ATTENDANCE BY SESSIONS (Tickets Sold NOT money received)**

BOYS		GIRLS		COMBINED	
Session	Paid	Session	Paid	Session	Paid
1		1	56		
2	254				
3		3	179		
4				4	389
5					
6					
7					
Total	254	Total	235	Total	389

**\*\* NOTE \*\* IF ANY OTHER PLAN FOR THE DIVISION OF TOURNAMENT RECEIPTS IS USED, A MAJORITY VOTE OF THE PARTICIPATING SCHOOLS MUST BE OBTAINED, DOCUMENTED, AND SENT TO THE KHSAA.**

*[Signature]*  
 MANAGER

Whitefield Academy  
 SCHOOL

(502) 231-6277  
 DAYTIME PHONE

## District 26 Basketball Boys/Girls Tournaments

### Income

Ticket Sales	\$	338.00	
February 23rd	\$	1,524.00	
February 24th	\$	1,078.00	
February 25th	\$	2,335.00	
February 27th			\$ 5,273.00

### Expense

Game Officials	\$	1,312.50	
Conference Medal & Trophy Co., Inc.	\$	127.94	
Awards Center (All-Tournament plaques)	\$	104.25	
Security	\$	580.00	
Gate Workers	\$	100.00	
Tournament Director	\$	150.00	
			\$ 2,354.69

\$ 2,918.31

Tournament Net Profits

### Participating Schools' Share of Profit

Assumption High School	\$	324.26	
Atherton High School	\$	648.52	
Fern Creek High School	\$	648.52	
Moore High School	\$	648.52	
Whitefield Academy	\$	648.49	



**KHSAA District Basketball Tournament Financial Report**  
 (return one copy to KHSAA by published deadlines. File separate reports if Girls and Boys  
 Tournaments are held separately)

KHSAA Form BK105  
Rev 01/06

District # 27 Boys      Girls X Combined      Held at WAGGENER Dates 02/24-27

Part A	REVENUE ITEMS	Price(s)	Receipts	Totals
	Ticket Sales	6.00/3.00	1,265.00	
	Broadcasting			
	Sponsorship			
	<b>TOTAL REVENUE (1)</b>			<b>1,265.00</b>
Part B	EXPENSE ITEMS		Expenses	
	Game Officials			
	Trophies			
	Travel for Participating Teams			
	Other Itemized Expenses approved by majority vote of schools in tournament (provide separate listing or list on back of this form)			
	<b>TOTAL EXPENSES (2)</b>			<b>1,104.47</b>
Part C	Net Profit (Part A (1) minus Part B (2) total)			160.53
Part D	Allowance to Host School - Maximum 15% for rental and incidental expenses unless otherwise approved by majority vote			
Part E	Profit Subject to Division by Schools (Part C minus Part D)			160.53

*Attached*

**LIST BELOW INDIVIDUAL AMOUNTS FOR DISTRICT TOURNAMENT NET PROFITS FROM PART E ABOVE, NOT INCLUDING TRAVEL EXPENSES**

School	Amount	School	Amount
BALLARD	40.13		
SENECA	40.13		
TRINITY	40.13		
WAGGENER	40.14		

**PAID ATTENDANCE BY SESSIONS (Tickets Sold NOT money received)**

BOYS		GIRLS		COMBINED	
Session	Paid	Session	Paid	Session	Paid
1	132				
2	109				
3					
4					
5					
6					
7					
Total	241	Total		Total	

**\*\* NOTE \*\* IF ANY OTHER PLAN FOR THE DIVISION OF TOURNAMENT RECEIPTS IS USED, A MAJORITY VOTE OF THE PARTICIPATING SCHOOLS MUST BE OBTAINED, DOCUMENTED, AND SENT TO THE KHSAA.**

JOHN KELSEY, AD  
MANAGER

WAGGENER  
SCHOOL

(502) 485-8565  
DAYTIME PHONE

2008-09  
27<sup>th</sup> District Basketball Tournament—GIRLS  
**Financial Report**

**Schools:** Waggener (HOST); Ballard; Seneca; Sacred Heart

**Tournament Manager:** John Kelsey, AD  
Waggener

**Income**

Tuesday, Feb 24	756.00
Thursday, Feb 26	509.00
<i>Total</i>	<b>\$1265.00</b>

**Expenses**

Security (St Matthews Police)	270.00
Officials	495.00
Gate Workers	60.00
Announcer	60.00
Scorekeeper	60.00
Timekeeper	60.00
KHSAA Trophies	63.97
All District Team Medals	35.50
<i>Total</i>	<b>\$1104.47</b>

<b>Profit</b>	<b>\$160.53</b>
Each School Share	<b>\$40.13</b>



**KHSAA District Basketball Tournament Financial Report**  
 (return one copy to KHSAA by published deadlines. File separate reports if Girls and Boys  
 Tournaments are held separately)

KHSAA Form BK105  
Rev 01/06

District # 27 Boys X Girls \_\_\_\_\_ Combined \_\_\_\_\_ Held at WAGGENER Dates 02/24-27

Part A	REVENUE ITEMS	Price(s)	Receipts	Totals
	Ticket Sales	6.00/3.00	6,745.00	
	Broadcasting			
	Sponsorship			
	<b>TOTAL REVENUE (1)</b>			<b>6,745.00</b>
Part B	EXPENSE ITEMS		Expenses	
	Game Officials			
	Trophies			
	Travel for Participating Teams			
	Other Itemized Expenses approved by majority vote of schools in tournament (provide separate listing or list on back of this form)			
	<b>TOTAL EXPENSES (2)</b>			<b>1,513.97</b>
Part C	Net Profit (Part A (1) minus Part B (2) total)			5,231.03
Part D	Allowance to Host School - Maximum 15% for rental and incidental expenses unless otherwise approved by majority vote			
Part E	Profit Subject to Division by Schools (Part C minus Part D)			5,231.03

*Attached*

**LIST BELOW INDIVIDUAL AMOUNTS FOR DISTRICT TOURNAMENT NET PROFITS FROM PART E ABOVE, NOT INCLUDING TRAVEL EXPENSES**

School	Amount	School	Amount
BALLARD	1,307.76		
SENECA	1,307.76		
TRINITY	1,307.76		
WAGGENER	1,307.75		

**PAID ATTENDANCE BY SESSIONS (Tickets Sold NOT money received)**

BOYS			GIRLS			COMBINED	
Session	Paid		Session	Paid		Session	Paid
1	604						
2	560						
3							
4							
5							
6							
7							
Total	1164		Total			Total	

**\*\* NOTE \*\* IF ANY OTHER PLAN FOR THE DIVISION OF TOURNAMENT RECEIPTS IS USED, A MAJORITY VOTE OF THE PARTICIPATING SCHOOLS MUST BE OBTAINED, DOCUMENTED, AND SENT TO THE KHSAA.**

JOHN KELSEY, AD  
MANAGER

WAGGENER  
SCHOOL

(502) 485-8565  
DAYTIME PHONE

2008-09  
27<sup>th</sup> District Basketball Tournament—BOYS  
**Financial Report**

**Schools:** Waggener (HOST); Ballard; Seneca; Trinity

**Tournament Manager:** John Kelsey, AD  
Waggener

**Income**

Wednesday, Feb 25	3,544.00
Friday, Feb 27	3,201.00
<i>Total</i>	<b>\$6,745.00</b>

**Expenses**

Tournament Manager	150.00
Security (St Matthews Police)	490.00
Officials	495.00
Announcer	60.00
Gate Workers	100.00
Scorekeeper	60.00
Timekeeper	60.00
KHSAA Trophies	63.97
All District Team Medals	35.00
<i>Total</i>	<b>\$1513.97</b>

<b>Profit</b>	<b>\$5,231.03</b>
Each School Share	<b>\$1,307.76</b>



**KHSAA District Basketball Tournament Financial Report**  
 (return one copy to KHSAA by published deadlines. File separate reports if Girls and Boys  
 Tournaments are held separately)

KHSAA Form BK105  
Rev 01/06

District # 28 Boys \_\_\_\_\_ Girls \_\_\_\_\_ Combined x Held at EASTERN Dates 3/24-25 & 3/27-28

Part A	REVENUE ITEMS	Price(s)	Receipts	Totals
	Ticket Sales	\$6 & \$3		
	Broadcasting			
	Sponsorship			
	<b>TOTAL REVENUE (1)</b>			<b>\$12338.00</b>
Part B	EXPENSE ITEMS		Expenses	
	Game Officials		\$990	
	Trophies		\$265	
	Travel for Participating Teams			
	Other Itemized Expenses approved by majority vote of schools in tournament (provide separate listing or list on back of this form)		\$2672	
	<b>TOTAL EXPENSES (2)</b>			<b>\$3927</b>
Part C	Net Profit (Part A (1) minus Part B (2) total)			
Part D	Allowance to Host School - Maximum 15% for rental and incidental expenses unless otherwise approved by majority vote			
Part E	Profit Subject to Division by Schools (Part C minus Part D)			

**LIST BELOW INDIVIDUAL AMOUNTS FOR DISTRICT TOURNAMENT NET PROFITS FROM PART E ABOVE, NOT INCLUDING TRAVEL EXPENSES**

School	Amount	School	Amount
JEFFERSONTOWN	2102.75		
CHRISTIAN ACADEMY	2102.75		
KENTUCKY COUNTRY DAY	2102.75		
EASTERN	2102.75		

**PAID ATTENDANCE BY SESSIONS (Tickets Sold NOT money received)**

BOYS		GIRLS		COMBINED	
Session	Paid	Session	Paid	Session	Paid
1				1	\$951.00
2				2	\$2833.00
3				3	\$1275.00
4				4	\$7279.00
5					
6					
7					
Total		Total		Total	\$12338.00

**\*\* NOTE \*\* IF ANY OTHER PLAN FOR THE DIVISION OF TOURNAMENT RECEIPTS IS USED, A MAJORITY VOTE OF THE PARTICIPATING SCHOOLS MUST BE OBTAINED, DOCUMENTED, AND SENT TO THE KHSAA.**

MANAGER \_\_\_\_\_

SCHOOL \_\_\_\_\_

DAYTIME PHONE \_\_\_\_\_



**KHSAA District Basketball Tournament Financial Report**  
 (return one copy to KHSAA by published deadlines. File separate reports if Girls and Boys  
 Tournaments are held separately)

KHSAA Form BK105  
Rev 01/06

District # 29TH Boys  Girls  Combined  Held at Oldham Co. High School Dates 2/24-27/09

Part A	REVENUE ITEMS	Price(s)	Receipts	Totals
	Ticket Sales	\$5.00	\$11,595.85	
	Broadcasting		-0-	
	Sponsorship		-0-	
	TOTAL REVENUE (1)			\$11,595.85
Part B	EXPENSE ITEMS		Expenses	
	Game Officials		\$1,280.00	
	Trophies		\$424.84	
	Travel for Participating Teams		-0-	
	Other Itemized Expenses approved by majority vote of schools in tournament (provide separate listing or list on back of this form)		\$2,606.61	
	TOTAL EXPENSES (2)			\$4,311.45
Part C	Net Profit (Part A (1) minus Part B (2) total)			\$7,284.40
Part D	Allowance to Host School - Maximum 15% for rental and incidental expenses unless otherwise approved by majority vote		\$1,092.66	
Part E	Profit Subject to Division by Schools (Part C minus Part D)			\$6,191.74

**LIST BELOW INDIVIDUAL AMOUNTS FOR DISTRICT TOURNAMENT NET PROFITS FROM PART E ABOVE, NOT INCLUDING TRAVEL EXPENSES**

School	Amount	School	Amount
North Oldham High School	\$1,547.94		
South Oldham High School	\$1,547.93		
Trimble County High School	\$1,547.94		
Oldham County High School	\$1,547.93		

**PAID ATTENDANCE BY SESSIONS (Tickets Sold NOT money received)**

BOYS		GIRLS		COMBINED	
Session	Paid	Session	Paid	Session	Paid
1				2/24	\$2,745.10
2				2/25	\$2,635.00
3				2/27	\$6,215.75
4					
5					
6					
7					
Total		Total		Total	\$11,595.85

**\*\* NOTE \*\* IF ANY OTHER PLAN FOR THE DIVISION OF TOURNAMENT RECEIPTS IS USED, A MAJORITY VOTE OF THE PARTICIPATING SCHOOLS MUST BE OBTAINED, DOCUMENTED, AND SENT TO THE KHSAA.**

*Matt Walker*  
MANAGER

Oldham County High School  
SCHOOL

(502) 222-9461  
DAYTIME PHONE



**29TH DISTRICT OTHER ITEMIZED EXPENSES  
HELD AT OCHS 2/24-27/09**

Basketballs/Nets/Scorebooks (Shively)	\$468.00
Gateworkers (3 nights)	\$450.00
Gym Cleanup (3 nights)	\$150.00
Hospitality Room (Quiznos)	\$300.00
Hospitality Room (Wal-Mart)	\$308.61
Official Clockkeepers (Boys & Girls)	\$120.00
Official Scorers (Boys & Girls)	\$120.00
PA Announcers (Boys & Girls)	\$100.00
Tourney Bookkeeper	\$50.00
Tourney Manager	\$250.00
Tourney T-Shirts (Bush-Keller)	\$290.00
<b>TOTAL</b>	<b>\$2,606.61</b>

857-243-5777



**KHSAA District Basketball Tournament Financial Report**  
 (return one copy to KHSAA by published deadlines. File separate reports if Girls and Boys Tournaments are held separately)

KHSAA Form BK105  
 Rev 01/06

District # 30 Boys      Girls      Combined X Held at Anderson Co. High Dates 2/24,25,27

Part A	REVENUE ITEMS	Price(s)	Receipts	Totals
	Ticket Sales	5.00	8885.00	
	Broadcasting			
	Sponsorship			
	<b>TOTAL REVENUE (1)</b>			<b>8885.00</b>
Part B	EXPENSE ITEMS		Expenses	
	Game Officials		1249.00	
	Trophies		637.24	
	Travel for Participating Teams			
	Other Itemized Expenses approved by majority vote of schools in tournament (provide separate listing or list on back of this form)		3546.00	
	<b>TOTAL EXPENSES (2)</b>			<b>5432.24</b>
Part C	<b>Net Profit (Part A (1) minus Part B (2) total)</b>			
Part D	Allowance to Host School - Maximum 15% for rental and incidental expenses unless otherwise approved by majority vote			
Part E	<b>Profit Subject to Division by Schools (Part C minus Part D)</b>			<b>3452.76</b>

**LIST BELOW INDIVIDUAL AMOUNTS FOR DISTRICT TOURNAMENT NET PROFITS FROM PART E ABOVE, NOT INCLUDING TRAVEL EXPENSES**

School	Amount	School	Amount
Anderson Co. High	763.19		
Shelby Co. High	763.19		
Spencer Co. High	763.19		
Eminence High	1163.19		

**PAID ATTENDANCE BY SESSIONS (Tickets Sold NOT money received)**

BOYS		GIRLS		COMBINED	
Session	Paid	Session	Paid	Session	Paid
1				1	1500
2				2	1870
3				3	5515
4					
5					
6					
7					
Total		Total		Total	8885

**\*\* NOTE \*\* IF ANY OTHER PLAN FOR THE DIVISION OF TOURNAMENT RECEIPTS IS USED, A MAJORITY VOTE OF THE PARTICIPATING SCHOOLS MUST BE OBTAINED, DOCUMENTED, AND SENT TO THE KHSAA.**

Rich Sallee  
 MANAGER

Anderson Co.  
 SCHOOL

502-839-5118  
 DAYTIME PHONE

District Worker	Location	Amount	Days	Total
McKee, Ed	Announcer	\$25.00	6	\$150.00
Riley, Rex	Caretaker, Officials	\$35.00	3	\$105.00
Custodians *3	Custodians	\$75.00	3	\$225.00
Holloman, Brian	Gate Worker - Back	\$50.00	3	\$150.00
Hollon, Holly	Gate Worker - Back	\$50.00	3	\$150.00
Mattingly, Pam	Gate Worker - Main	\$50.00	3	\$150.00
White, Josh	Gate Worker - Main	\$50.00	3	\$150.00
Cottrell, Jennifer	Hospitality Suite Worker	\$50.00	3	\$150.00
Hospitality Suite	Hospitality Suite Worker	\$600.00	1	\$600.00
Seraji, Marla	Hospitality Suite Worker	\$50.00	3	\$150.00
Carlton, Will	Security	\$50.00	1	\$50.00
Cook, Jeremy	Security	\$50.00	3	\$150.00
Gay, Travis	Security	\$50.00	1	\$50.00
Rucker, Steven	Security	\$50.00	3	\$150.00
Security - Police	Security	\$816.00		\$816.00
Rick Sallee	Tournament Manager	\$200.00		\$200.00
Bill Reinle	Scorekeeper	\$25.00	6	\$150.00
				\$3,546.00



**KHSAA District Basketball Tournament Financial Report**  
 (return one copy to KHSAA by published deadlines. File separate reports if Girls and Boys  
 Tournaments are held separately)

KHSAA Form BK105  
Rev 01/06

District # 31 Boys      Girls      Combined x Held at Carroll County Dates 2/24-2/28

Part A	REVENUE ITEMS	Price(s)	Receipts	Totals
	Ticket Sales	\$5.00	\$14,090	
	Broadcasting		\$00.00	
	Sponsorship		\$ 00.00	
	TOTAL REVENUE (1)			\$ 14,090
Part B	EXPENSE ITEMS		Expenses	
	Game Officials		\$ 1250.00	
	Trophies		\$ 451.00	
	Travel for Participating Teams		\$ 00.00	
	Other Itemized Expenses approved by majority vote of schools in tournament (provide separate listing or list on back of this form)		\$ 1615.00	
	TOTAL EXPENSES (2)			\$ 3,316.00
Part C	Net Profit (Part A (1) minus Part B (2) total)			\$ 10,774.00
Part D	Allowance to Host School - Maximum 15% for rental and incidental expenses unless otherwise approved by majority vote		\$ 00.00	
Part E	Profit Subject to Division by Schools (Part C minus Part D)			\$ 10,774.00

**LIST BELOW INDIVIDUAL AMOUNTS FOR DISTRICT TOURNAMENT NET PROFITS FROM PART E ABOVE, NOT INCLUDING TRAVEL EXPENSES**

School	Amount	School	Amount
Carroll County	\$ 2,693.50		
Henry County	\$ 2,693.50		
Gallatin County	\$ 2,693.50		
Owen County	\$ 2,693.50		

**PAID ATTENDANCE BY SESSIONS (Tickets Sold NOT money received)**

BOYS			GIRLS			COMBINED	
Session	Paid		Session	Paid		Session	Paid
1							569
2							889
3							518
4							842
5							
6							
7							
Total			Total			Total	2818

**\*\* NOTE \*\* IF ANY OTHER PLAN FOR THE DIVISION OF TOURNAMENT RECEIPTS IS USED, A MAJORITY VOTE OF THE PARTICIPATING SCHOOLS MUST BE OBTAINED, DOCUMENTED, AND SENT TO THE KHSAA.**

Randy Mefford  
MANAGER

Carroll County  
SCHOOL

502-732-7075  
DAYTIME PHONE

2009 31<sup>st</sup> District Tournament Financial Report hosted by Carroll  
Randy Mefford, tournament manager

<b><u>Gate Receipts:</u></b>	<b>Tuesday (569 @ \$5)</b>	<b>\$2845</b>
	<b>Wednesday (889 @ \$5)</b>	<b>4445</b>
	<b>Friday (518 @ \$5)</b>	<b>2590</b>
	<b>Saturday (842 @ \$ 5)</b>	<b><u>4210</u></b>
	<b><u>Total gate</u></b>	<b>\$ 14,090</b>

**Expenses**

Officials		\$1250
Team Trophies		\$132
All tourney plaques	20 @ 15.95	\$319
Athletic Trainer	4 nights at \$35	\$140
PA, scorer, timer, gate	(24 workers at \$20 per night)	\$480
Hospitality room		\$300
Cheerleader Hospitality		no charge
Tournament Manager		\$250
Parking		\$100
Game Ball (2)		\$90
Nets (2 sets)		\$25
Custodial Clean up		\$ 180
School bookkeeper		\$50
Security		<u>no charge</u>
	<b>Total expenses</b>	<b>\$ 3316</b>

**Total gate      \$ 14,090 minus expenses \$3316 = \$10,774**

**\$10,774 divided into 4 equal shares = \$ 2,693.50 to each school**



**KHSAA District Basketball Tournament Financial Report**  
 (return one copy to KHSAA by published deadlines. File separate reports if Girls and Boys  
 Tournaments are held separately)

KHSAA Form BK105  
Rev 01/06

District # 32 Boys      Girls      Combined X Held at Williamstown HS Dates 2/23-28/09

Part A	REVENUE ITEMS	Price(s)	Receipts	Totals
	Ticket Sales	\$5.00	\$11,895.00	
	Broadcasting			
	Sponsorship			
	TOTAL REVENUE (1)			\$11,895.00
Part B	EXPENSE ITEMS		Expenses	
	Game Officials		\$1,317.00	
	Trophies		354.79	
	Travel for Participating Teams			
	Other Itemized Expenses approved by majority vote of schools in tournament (provide separate listing or list on back of this form)		\$2,726.60	
	TOTAL EXPENSES (2)			\$4,398.39
Part C	Net Profit (Part A (1) minus Part B (2) total)			
Part D	Allowance to Host School - Maximum 15% for rental and incidental expenses unless otherwise approved by majority vote			
Part E	Profit Subject to Division by Schools (Part C minus Part D)			\$7,496.61

**LIST BELOW INDIVIDUAL AMOUNTS FOR DISTRICT TOURNAMENT NET PROFITS FROM PART E ABOVE, NOT INCLUDING TRAVEL EXPENSES**

School	Amount	School	Amount
Grant Co. HS	\$1,874.15		
Simon Kenton HS	\$1,874.15		
Walton-Verona HS	\$1,874.15		
Williamstown HS	\$1,874.16		

**PAID ATTENDANCE BY SESSIONS (Tickets Sold NOT money received)**

BOYS		GIRLS		COMBINED	
Session	Paid	Session	Paid	Session	Paid
1				1	382
2				2	355
3				3	605
4				4	289
5				5	751
6					
7					
Total		Total		Total	2,382

**\*\* NOTE \*\* IF ANY OTHER PLAN FOR THE DIVISION OF TOURNAMENT RECEIPTS IS USED, A MAJORITY VOTE OF THE PARTICIPATING SCHOOLS MUST BE OBTAINED, DOCUMENTED, AND SENT TO THE KHSAA.**

Todd Dupin  
MANAGER

Williamstown HS  
SCHOOL

859-824-4421  
DAYTIME PHONE

**2008-2009 8<sup>th</sup> Region District Tournament  
Expenses**

Balls/Nets	\$	916.60
Trophies/Plaques		354.79
Time Keepers		120.00
Score Keepers		120.00
Gates		550.00
Announcers		120.00
Bookkeeper		50.00
Tournament Director		250.00
Security		600.00
Referees/Officials		<u>1,317.00</u>
	\$	<b>4,398.39</b>



**KHSAA District Basketball Tournament Financial Report**  
 (return one copy to KHSAA by published deadlines. File separate reports if Girls and Boys  
 Tournaments are held separately)

KHSAA Form BK105  
 Rev 01/06

District # 33 Boys  Girls  Combined  Held at BOONE CO. H.S. Dates 2/23-2/27

Part A	REVENUE ITEMS	M-T-W- <u>4.34</u> / <u>5.11</u> / <u>THUR-FRI. 5.00</u>	Price(s)	Receipts	Totals
	Ticket Sales		<u>325 / 5.00</u>	<u>9721.00</u>	
	Broadcasting			<u>0</u>	
	Sponsorship			<u>0</u>	
	TOTAL REVENUE (1)				<u>9721.00</u>
Part B	EXPENSE ITEMS			Expenses	
	Game Officials			<u>1260.00</u>	
	Trophies / BALLS / TOURN. DIR. / <u>COACHES / TRAVEL / ALL</u>			<u>682.74</u>	
	Travel for Participating Teams			<u>0</u>	
	Other Itemized Expenses approved in advance by majority vote of schools in tournament (provide separate listing or list on back of this form) <u>SCOREBOARDS / GAME HELP</u>			<u>900.00</u>	
	TOTAL EXPENSES (2)				<u>2842.74</u>
Part C	Net Profit (Part A (1) minus Part B (2) total)				<u>6878.26</u>
Part D	Allowance to Host School - Maximum 15% for rental and incidental expenses unless otherwise approved by majority vote		<u>1031.73</u>		
Part E	Profit Subject to Division by Schools (Part C minus Part D)				<u>5846.53</u>

**LIST BELOW INDIVIDUAL AMOUNTS FOR DISTRICT TOURNAMENT NET PROFITS FROM PART E ABOVE, NOT INCLUDING TRAVEL EXPENSES**

School	Amount	School	Amount
<u>BOONE</u>	<u>1299.22</u>	<u>HERITAGE</u>	<u>619.61</u>
<u>CONNER</u>	<u>1299.22</u>		
<u>RYLE</u>	<u>1299.22</u>		
<u>COOPER</u>	<u>1299.22</u>		

**PAID ATTENDANCE BY SESSIONS (Tickets Sold NOT money received)**

BOYS		GIRLS		COMBINED	
Session	Paid	Session	Paid	Session	Paid
<u>1-3/5</u>	<u>129</u>	<u>1-3/5</u>	<u>442</u>		
<u>2-3/5</u>	<u>554</u>	<u>2-5.00</u>	<u>303</u>		
<u>3-5.00</u>	<u>751</u>				
4					
5					
6					
7					
Total	<u>1434</u>	Total	<u>745</u>	Total	

**\*\* NOTE \*\* IF ANY OTHER PLAN FOR THE DIVISION OF TOURNAMENT RECEIPTS IS USED, A MAJORITY VOTE OF THE PARTICIPATING SCHOOLS MUST BE OBTAINED, DOCUMENTED, AND SENT TO THE KHSAA.**

JOHN SMITH-AD  
 MANAGER

BOONE COUNTY  
 SCHOOL

859-282-5655  
 DAYTIME PHONE





**KHSAA District Basketball Tournament Financial Report**  
 (return one copy to KHSAA by published deadlines. File separate reports if Girls and Boys  
 Tournaments are held separately)

KHSAA Form BK105  
Rev 01/06

District # 34 Boys  Girls  Combined  Held at Villa Madonna Dates Feb 23-27, 2009

Part A	REVENUE ITEMS	Price(s)	Receipts	Totals
	Ticket Sales	\$593	\$8003	
	Broadcasting			
	Sponsorship			
	TOTAL REVENUE (1)			\$8003
Part B	EXPENSE ITEMS		Expenses	
	Game Officials		\$1440.00	
	Trophies		\$290.34	
	Travel for Participating Teams		0	
	Other Itemized Expenses approved by majority vote of schools in tournament (provide separate listing or list on back of this form)		\$1289.96	
	TOTAL EXPENSES (2)			\$3020.30
Part C	Net Profit (Part A (1) minus Part B (2) total)			\$4982.70
Part D	Allowance to Host School - Maximum 15% for rental and incidental expenses unless otherwise approved by majority vote		\$747.40	
Part E	Profit Subject to Division by Schools (Part C minus Part D)			\$4235.30

**LIST BELOW INDIVIDUAL AMOUNTS FOR DISTRICT TOURNAMENT NET PROFITS FROM PART E ABOVE, NOT INCLUDING TRAVEL EXPENSES**

School	Amount	School	Amount
Dixie Heights H.S.	\$847.06	Villa Madonna Academy	\$847.06
Lloyd Memorial H.S.	\$847.06		
Ludlow H.S.	\$847.06		
St. Henry District H.S.	\$847.06		

**PAID ATTENDANCE BY SESSIONS (Tickets Sold NOT money received)**

BOYS		GIRLS		COMBINED	
Session	Paid	Session	Paid	Session	Paid
1				1	247
2				2	518
3				3	428
4				4	234
5				5	613
6					
7					
Total		Total		Total	2100

**\*\* NOTE \*\* IF ANY OTHER PLAN FOR THE DIVISION OF TOURNAMENT RECEIPTS IS USED, A MAJORITY VOTE OF THE PARTICIPATING SCHOOLS MUST BE OBTAINED, DOCUMENTED, AND SENT TO THE KHSAA.**

Don Shields, A.D.  
MANAGER

Villa Madonna Academy  
SCHOOL

859-331-6333  
DAYTIME PHONE

*David Shields*

## **DISTRICT 34 BASKETBALL TOURNAMENT FINANCIAL REPORT**

### **2008-2009 HOSTED BY VILLA MADONNA ACADEMY**

#### **I. Expenses**

- a. All-Tournament trophies (16) ---- \$162.40**
- b. Team Runner-up trophies (2) ---- \$127.94**
- c. Game balls & nets ---- \$ 89.96**
- d. Scorekeeper (\$15 x 8 games) ---- \$120.00**
- e. Scoreboard (\$15 x 8 games) ---- \$120.00**
- f. P.A. announcer (\$15 x 8 games)-- \$120.00**
- g. Security officer (Villa Hills Police)-- \$390.00**
- h. Officials (\$180 x 8 games) --- \$1440.00**
- i. Maintenance --- \$100.00**
- j. Managerial staff & workers --- \$350.00**

**Total Expenses ---- \$3020.30**

**II. Revenues minus expenses = \$4982.70**

**III. Host schools 15% = \$747.40**

**IV. Net profit shared by each school = \$4235.30**

**V. Each District School's share (20%) = \$847.06**

**Submitted by: Don Shields, Athletic Director, Villa Madonna Academy  
Tournament Manager March 6, 2009**



**KHSAA District Basketball Tournament Financial Report**  
 (return one copy to KHSAA by published deadlines. File separate reports if Girls and Boys  
 Tournaments are held separately)

KHSAA Form BK105  
 Rev 01/06

District # 35 Boys Girls X Combined Held at Holy Cross High School Dates 2/23,2/24, 3/27

Part A	REVENUE ITEMS	Price(s)	Receipts	Totals
	Ticket Sales	3.00/5.00	1,056.00	
	Broadcasting		-0-	
	Sponsorship		-0-	
	<b>TOTAL REVENUE (1)</b>			<b>1,056.00</b>
Part B	EXPENSE ITEMS		Expenses	
	Game Officials		540.00	
	Trophies		109.00	
	Other Itemized Expenses approved by majority vote of schools in tournament (provide separate listing or list on back of this form)			
	<b>TOTAL EXPENSES (2)</b>			<b>649.00</b>
Part C	Net Profit (Part A (1) minus Part B (2) total)			407.00
Part D	Allowance to Host School - Maximum 15% for rental and incidental expenses unless otherwise approved by majority vote			-0-
Part E	Profit Subject to Division by Schools (Part C minus Part D)			407.00

**LIST BELOW INDIVIDUAL AMOUNTS FOR DISTRICT TOURNAMENT NET PROFITS FROM PART E ABOVE, NOT INCLUDING TRAVEL EXPENSES**

School	Amount	School	Amount
Beechwood	101.75	Notre Dame	101.75
Holmes	101.75	Holy Cross	101.75

**PAID ATTENDANCE BY SESSIONS (Tickets Sold NOT money received)**

BOYS		GIRLS		COMBINED	
Session	Paid	Session	Paid	Session	Paid
1					
2					
3					
4					
5					
6					
7					
Total		Total		Total	

**\*\* NOTE \*\* IF ANY OTHER PLAN FOR THE DIVISION OF TOURNAMENT RECEIPTS IS USED, A MAJORITY VOTE OF THE PARTICIPATING SCHOOLS MUST BE OBTAINED, DOCUMENTED, AND SENT TO THE KHSAA.**

Anne Julian  
 MANAGER

Holy Cross High School  
 SCHOOL

859-431-1335  
 DAYTIME PHONE



**KHSAA District Basketball Tournament Financial Report**  
 (return one copy to KHSAA by published deadlines. File separate reports if Girls and Boys Tournaments are held separately)

KHSAA Form BK105  
 Rev 01/06

District # 35 Boys x Girls Combined Held at Holy Cross High School Dates 2/23,2/24, 3/27

Part A	REVENUE ITEMS	Price(s)	Receipts	Totals
	Ticket Sales	3.00/5.00	6,265.00	
	Broadcasting		-0-	
	Sponsorship		-0-	
	<b>TOTAL REVENUE (1)</b>			<b>6,265.00</b>
Part B	EXPENSE ITEMS		Expenses	
	Game Officials		540.00	
	Trophies		109.00	
	2 Game balls, scorebook, 2nets		86.50	
	Other Itemized Expenses approved by majority vote of schools in tournament (provide separate listing or list on back of this form)		See attached	
	<b>TOTAL EXPENSES (2)</b>			<b>1105.50</b>
Part C	<b>Net Profit (Part A (1) minus Part B (2) total)</b>			<b>5159.50</b>
Part D	Allowance to Host School - Maximum 15% for rental and incidental expenses unless otherwise approved by majority vote		-0-	
Part E	<b>Profit Subject to Division by Schools (Part C minus Part D)</b>			<b>5159.50</b>

**LIST BELOW INDIVIDUAL AMOUNTS FOR DISTRICT TOURNAMENT NET PROFITS FROM PART E ABOVE, NOT INCLUDING TRAVEL EXPENSES**

School	Amount	School	Amount
Beechwood	1289.88	Covington Catholic	1289.88
Holmes	1289.88	Holy Cross	1289.86

**PAID ATTENDANCE BY SESSIONS (Tickets Sold NOT money received)**

BOYS		GIRLS		COMBINED	
Session	Paid	Session	Paid	Session	Paid
1					
2					
3					
4					
5					
6					
7					
Total		Total		Total	

**\*\* NOTE \*\* IF ANY OTHER PLAN FOR THE DIVISION OF TOURNAMENT RECEIPTS IS USED, A MAJORITY VOTE OF THE PARTICIPATING SCHOOLS MUST BE OBTAINED, DOCUMENTED, AND SENT TO THE KHSAA.**

Anne Jullan  
 MANAGER

Holy Cross High School  
 SCHOOL

859-431-1335  
 DAYTIME PHONE



**KHSAA District Basketball Tournament Financial Report**  
 (return one copy to KHSAA by published deadlines. File separate reports if Girls and Boys  
 Tournaments are held separately)

KHSAA Form BK105  
Rev 01/06

District # 36 Boys      Girls      Combined X Held at Newport Central Catholic Dates 2/23-2/28

Part A	REVENUE ITEMS	Price(s)	Receipts	Totals
	Ticket Sales	\$3/\$5	\$8,660	
	Broadcasting			
	Sponsorship			
	TOTAL REVENUE (1)			\$8,660.00
Part B	EXPENSE ITEMS		Expenses	
	Game Officials		\$1,440	
	Trophies		\$251.94	
	Travel for Participating Teams			
	Other Itemized Expenses approved by majority vote of schools in tournament (provide separate listing or list on back of this form)		\$2,102	
	TOTAL EXPENSES (2)			\$3,793.94
Part C	Net Profit (Part A (1) minus Part B (2) total)			\$4,866.06
Part D	Allowance to Host School - Maximum 15% for rental and incidental expenses unless otherwise approved by majority vote		729.91	
Part E	Profit Subject to Division by Schools (Part C minus Part D)			\$4,136.15

**LIST BELOW INDIVIDUAL AMOUNTS FOR DISTRICT TOURNAMENT NET PROFITS FROM PART E ABOVE, NOT INCLUDING TRAVEL EXPENSES**

School	Amount	School	Amount
Bellevue	827.23	Newport Central Catholic	827.23
Dayton	827.23		
Highlands	827.23		
Newport	827.23		

**PAID ATTENDANCE BY SESSIONS (Tickets Sold NOT money received)**

BOYS			GIRLS			COMBINED		
Session	Paid		Session	Paid		Session	Paid	
1							187	
2							245	
3							505	
4				497				
5	707							
6								
7								
Total	707		Total	497		Total	937	

**\*\* NOTE \*\* IF ANY OTHER PLAN FOR THE DIVISION OF TOURNAMENT RECEIPTS IS USED, A MAJORITY VOTE OF THE PARTICIPATING SCHOOLS MUST BE OBTAINED, DOCUMENTED, AND SENT TO THE KHSAA.**

Rob Detzel  
MANAGER

Newport Central Catholic  
SCHOOL

859-292-0001 ext. 26  
DAYTIME PHONE



**KHSAA District Basketball Tournament Financial Report**  
(return one copy to KHSAA by published deadlines. File separate reports if Girls and Boys  
Tournaments are held separately)

KHSAA Form BK105  
Rev 01/06

**Other Expenses:**

Scorer	160.00
Timer	160.00
Announcer	120.00
Stats	120.00
Police	450.00
Gate Workers	525.00
Game Balls/Nets	117.00
Trainer	100.00
Parking	100.00
Manager	<u>250.00</u>
<b>TOTAL OTHER EXPENSES</b>	<b>\$2,102.00</b>



**KHSAA District Basketball Tournament Financial Report**  
 (return one copy to KHSAA by published deadlines. File separate reports if Girls and Boys  
 Tournaments are held separately)

KHSAA Form BK105  
Rev 01/06

District # 37 Boys      Girls      Combined X Held at Campbell County Dates Feb. 23-27

Part	Item	Price(s)	Receipts	Totals
Part A	REVENUE ITEMS			
	Ticket Sales	\$5.00	\$11,770.00	
	Broadcasting			
	Sponsorship			
	TOTAL REVENUE (1)			\$11,770.00
Part B	EXPENSE ITEMS		Expenses	
	Game Officials		\$1758.50	
	Trophies		\$240.09	
	Travel for Participating Teams			
	Other Itemized Expenses approved by majority vote of schools in tournament (provide separate listing or list on back of this form)		\$3217.37	
	TOTAL EXPENSES (2)			\$5215.87
Part C	Net Profit (Part A (1) minus Part B (2) total)			\$6554.13
Part D	Allowance to Host School - Maximum 15% for rental and incidental expenses unless otherwise approved by majority vote		Scott \$500.00 S.G. \$500.00 \$1000.00	
Part E	Profit Subject to Division by Schools (Part C minus Part D)			\$5554.13

**LIST BELOW INDIVIDUAL AMOUNTS FOR DISTRICT TOURNAMENT NET PROFITS FROM PART E ABOVE, NOT INCLUDING TRAVEL EXPENSES**

School	Amount	School	Amount
Calvary Christian	\$617.12	Silver Grove	\$1234.24
Campbell Co.	\$1234.24		
Scott H.S.	\$1234.24		
Bishop Brossart	\$1234.24		

**PAID ATTENDANCE BY SESSIONS (Tickets Sold NOT money received)**

BOYS		GIRLS		COMBINED	
Session	Paid	Session	Paid	Session	Paid
1	80				
2			298		
3	1054				
4			168		
5	754				
6					
7					
Total	1888	Total	466	Total	

**\*\* NOTE \*\* IF ANY OTHER PLAN FOR THE DIVISION OF TOURNAMENT RECEIPTS IS USED, A MAJORITY VOTE OF THE PARTICIPATING SCHOOLS MUST BE OBTAINED, DOCUMENTED, AND SENT TO THE KHSAA.**

MANAGER Bob Jones SCHOOL Campbell County DAYTIME PHONE 859-448-4896

PART B

OTHER ITEMIZED EXPENSES:

- \$ 735.00 – Security
- \$ 720.00 – Workers
- \$ 250.00 – Tournament Manager
- \$ 150.00 – Trainer
- \$ 73.37 – Nets/Scorebook/Balls
- \$ 600.00 – Press Table
- \$ 150.00 – Ticket Manager
- \$ 250.00 - Parking
- \$ 89.00 – Programs
- \$ 200.00 – Clean up

---

\$ 3217.37 Total Expenses





**KHSAA District Basketball Tournament Financial Report**  
 (return one copy to KHSAA by published deadlines. File separate reports if Girls and Boys  
 Tournaments are held separately)

KHSAA Form BK105  
Rev 01/06

District # 38    Boys    Girls    Combined X    Held at Harrison County High School    Dates March 23, 24, 26, 27 2009

Part A	REVENUE ITEMS	Price(s)	Receipts	Totals
	Ticket Sales      3179 tickets sold	\$5	\$15,895	
	Broadcasting			
	Sponsorship			
	<b>TOTAL REVENUE (1)</b>			<b>\$15,895</b>
Part B	EXPENSE ITEMS		Expenses	
	Game Officials		\$1170.60	
	Trophies		\$131.24	
	Travel for Participating Teams		\$624	
	Other Itemized Expenses approved by majority vote of schools in tournament (provide separate listing or list on back of this form)		\$2260	
	<b>TOTAL EXPENSES (2)</b>		<b>\$</b>	<b>\$4185.84</b>
Part C	Net Profit (Part A (1) minus Part B (2) total)			\$11,709.16
Part D	Allowance to Host School - Maximum 15% for rental and incidental expenses unless otherwise approved by majority vote			
Part E	Profit Subject to Division by Schools (Part C minus Part D)			\$11,709.16

**LIST BELOW INDIVIDUAL AMOUNTS FOR DISTRICT TOURNAMENT NET PROFITS FROM PART E ABOVE, NOT INCLUDING TRAVEL EXPENSES**

School	Amount	School	Amount
Deming	\$2927.29		
Harrison County	\$2927.29		
Nicholas County	\$2927.29		
Pendleton County	\$3427.29		

**PAID ATTENDANCE BY SESSIONS (Tickets Sold NOT money received)**

BOYS			GIRLS			COMBINED	
Session	Paid		Session	Paid		Session	Paid
1							1001
2							612
3							505
4							1061
5							
6							
7							
Total			Total			Total	3179

**\*\* NOTE \*\* IF ANY OTHER PLAN FOR THE DIVISION OF TOURNAMENT RECEIPTS IS USED, A MAJORITY VOTE OF THE PARTICIPATING SCHOOLS MUST BE OBTAINED, DOCUMENTED, AND SENT TO THE KHSAA.**

MANAGER Lee Kendall

SCHOOL Harrison County High School

DAYTIME PHONE 859-234-7117

# *38<sup>th</sup> District Tournament Financial Report Addendum*

Itemized Expenses:

- 1. Pendleton County "host" share.....\$500
- 2. Tournament Manager stipend.....\$400
- 3. Ticket Takers.....\$400
- 4. Scorers Table Wages.....\$180
- 5. Gym Clean-up.....\$560
- 6. Trainer.....\$100
- 7. Nets, Game Ball, Scorebooks.....\$120

Total Itemized Expenses.....\$2260

Total payout to participating schools, including travel:

- 1. Deming ...\$2927.29 + \$360 (240 miles of travel @ \$1.50)
  - a. Total to Deming ....\$3287.29
- 2. Nicholas Co...\$2927.29 + \$120 (80 miles of travel @ \$1.50)
  - a. Total to Nicholas Co.....\$3047.29
- 3. Pendleton Co...\$3427.29 + \$144 (96 miles of travel @ \$1.50)
  - a. Total to Pendleton Co.....\$3571.29

\*\*\*\*\*

Total Revenue...3179 tickets @ \$5.....\$15,895

Total expenses, excluding travel and "host" school fee....\$3061.84

Total payout to the participating teams.....\$12,833.16



**KHSAA District Basketball Tournament Financial Report**  
 (return one copy to KHSAA by published deadlines. File separate reports if Girls and Boys  
 Tournaments are held separately)

KHSAA Form BK105  
Rev 01/06

District # 39 Boys  Girls  Combined  Held at Mason Co. Dates 2-23,24,26

Part A	REVENUE ITEMS	Price(s)	Receipts	Totals
	Ticket Sales	3023	\$ 5.00	\$ 15,115.00
	Broadcasting		0	
	Sponsorship		0	
	<b>TOTAL REVENUE (1)</b>			<b>\$ 15,115.00</b>
Part B	EXPENSE ITEMS		Expenses	
	Game Officials		\$ 1288.20	
	Trophies		\$ 131.24	
	Travel for Participating Teams		\$ 282.00	
	Other Itemized Expenses approved by majority vote of schools in tournament (provide separate listing or list on back of this form)		\$ 834.09	
	<b>TOTAL EXPENSES (2)</b>			<b>\$ 2535.53</b>
Part C	Net Profit (Part A (1) minus Part B (2) total)			\$ 12,579.47
Part D	Allowance to Host School - Maximum 15% for rental and incidental expenses unless otherwise approved by majority vote		\$ 1800.00	
Part E	Profit Subject to Division by Schools (Part C minus Part D)			\$ 10,779.47

**LIST BELOW INDIVIDUAL AMOUNTS FOR DISTRICT TOURNAMENT NET PROFITS FROM PART E ABOVE, NOT INCLUDING TRAVEL EXPENSES**

School	Amount	School	Amount
Augusta	\$ 2694.86		
Bracken Co.	\$ 2694.86		
Mason Co.	\$ 2694.86		
St. Patrick	\$ 2694.86		

**PAID ATTENDANCE BY SESSIONS (Tickets Sold NOT money received)**

BOYS		GIRLS		COMBINED	
Session	Paid	Session	Paid	Session	Paid
1					796
2					947
3					1280
4					
5					
6					
7					
Total		Total		Total	3023

**\*\* NOTE \*\* IF ANY OTHER PLAN FOR THE DIVISION OF TOURNAMENT RECEIPTS IS USED, A MAJORITY VOTE OF THE PARTICIPATING SCHOOLS MUST BE OBTAINED, DOCUMENTED, AND SENT TO THE KHSAA.**

Fred Hester  
MANAGER

Mason Co.  
SCHOOL

606-564-3393  
DAYTIME PHONE

2009 DISTRICT

FORM BK 105

PART B-OTHER ITEMIZED EXPENSES

Tournament Manager	\$300
Official Game Workers	\$240
1 Game Ball to Winner	\$40
School Gate Passes	\$86.09
Tickets for Patrons	\$148.00
Scorebook	\$8
Nets	\$12
	_____
Total	\$834.09

Part B-Team Travel

Augusta	\$120.00
Bracken Co.	\$162.00



**KHSAA District Basketball Tournament Financial Report**  
 (return one copy to KHSAA by published deadlines. File separate reports if Girls and Boys  
 Tournaments are held separately)

KHSAA Form BK105  
Rev 01/06

District # 40 Boys  Girls  Combined  Held at Paris High School Dates 2-23&2-25

Part A	REVENUE ITEMS	Price(s)	Receipts	Totals
	Ticket Sales	\$5	\$3460	
	Broadcasting		N/A	
	Sponsorship		N/A	
	TOTAL REVENUE (1)			\$3460
Part B	EXPENSE ITEMS		Expenses	
	Game Officials		\$575.01	
	Trophies		\$65.62	
	Travel for Participating Teams		\$204.58	
	Other Itemized Expenses approved by majority vote of schools in tournament (provide separate listing or list on back of this form)		See 2 <sup>nd</sup> sheet for approved expenses	
TOTAL EXPENSES (2)			\$1565.21	
Part C	Net Profit (Part A (1) minus Part B (2) total)			\$ 1894.79
Part D	Allowance to Host School - Maximum 15% for rental and incidental expenses unless otherwise approved by majority vote		\$100 per night – approved by the District /2 nights	
Part E	Profit Subject to Division by Schools (Part C minus Part D)			\$1694.79

**LIST BELOW INDIVIDUAL AMOUNTS FOR DISTRICT TOURNAMENT NET PROFITS FROM PART E ABOVE, NOT INCLUDING TRAVEL EXPENSES**

School	Amount	School	Amount
Bourbon Co.	\$423.70		
Clark Co.	\$423.70		
Montgomery Co.	\$423.70 - \$170.00 *see 2 <sup>nd</sup> sheet for explanation		
Paris High School	\$423.70		

**PAID ATTENDANCE BY SESSIONS (Tickets Sold NOT money received)**

BOYS			GIRLS			COMBINED		
Session	Paid		Session	Paid		Session	Paid	
1			1	396				
2			2	296				
3								
4								
5								
6								
7								
Total			Total	692		Total		

**\*\* NOTE \*\* IF ANY OTHER PLAN FOR THE DIVISION OF TOURNAMENT RECEIPTS IS USED, A MAJORITY VOTE OF THE PARTICIPATING SCHOOLS MUST BE OBTAINED, DOCUMENTED, AND SENT TO THE KHSAA.**

Geoff Cody  
MANAGER

Paris High School  
SCHOOL

859-987-2168  
DAYTIME PHONE

**40th District Girl's Tournament  
Feb 23rd and 25th  
At Paris High School**

**Session 1 Monday Feb 23rd**

No of Tickets sold - 379 Total Money - \$1895

**Session 2 Wednesday Feb 25th**

No. of Tickets sold - 279 Total Money - \$1395

Total Sales = \$3290 MCHS owes \$170, due to having 52 band members each night  
This is 17 over the limit set at the district meeting of 35 per night  
 $17 \times 5 = 85$   $85 \times 2 = \$170$   
This would bring the gate total to \$3460

**Expenses:**

Timer - \$30

Scorer - \$30

Announcer - \$30

Host School Allowance - \$200

Trainer - \$75

Tournament Manager - \$200

Officials - \$495

Officials Mileage - \$80.01

Gate Workers - \$195

Security - \$160

Team mileage - \$204.58 (Bo.Co - \$3.94, GRC - \$71.80, MCHS - \$128.84)

Trophies - \$65.62

**Total Expenses - \$1765.21**

Sales \$3,460

Expenses \$1,765.21

Net **\$1,694.79**

Each School Share:

Bourbon Co. - \$423.70

Bo. Co. Mileage = \$3.94

Clark Co. - \$423.70

Clark Co. Mileage = \$71.80

Montgomery Co. - \$423.70 Minus \$170 for band tickets = \$253.70 MCHS Mileage = \$128.84

Paris - \$423.70

Totals with Mileage:

Bourbon Co. = \$427.64

Clark Co. = \$495.50

Montgomery Co. = \$382.54

Paris = \$423.70

The totals with mileage is what each school will be receiving



**KHSAA District Basketball Tournament Financial Report**  
 (return one copy to KHSAA by published deadlines. File separate reports if Girls and Boys  
 Tournaments are held separately)

KHSAA Form BK105  
 Rev 01/06

District # 40 Boys XX Girls      Combined      Held at Bourbon County High Dates Feb.24/26

Part A	REVENUE ITEMS	Price(s)	Receipts	Totals
	Ticket Sales	\$5 (all)	7740.00	
	Broadcasting		0.00	
	Sponsorship		0.00	
	<b>TOTAL REVENUE (1)</b>			<b>7740.00</b>
Part B	EXPENSE ITEMS		Expenses	
	Game Officials		575.40	
	Trophies		65.62	
	Travel for Participating Teams		213.00	
	Other Itemized Expenses approved by majority vote of schools in tournament (provide separate listing or list on back of this form)		620.00	
	<b>TOTAL EXPENSES (2)</b>			<b>1474.02</b>
Part C	Net Profit (Part A (1) minus Part B (2) total)			<b>6265.98</b>
Part D	Allowance to Host School - Maximum 15% for rental and incidental expenses unless otherwise approved by majority vote			200.00
Part E	Profit Subject to Division by Schools (Part C minus Part D)			<b>6065.98</b>

**LIST BELOW INDIVIDUAL AMOUNTS FOR DISTRICT TOURNAMENT NET PROFITS FROM PART E ABOVE, NOT INCLUDING TRAVEL EXPENSES**

School	Amount	School	Amount
Bourbon County	1516.49		
George Rogers Clark	1516.50		
Montgomery County	1516.50		
Paris	1516.49		

**PAID ATTENDANCE BY SESSIONS (Tickets Sold NOT money received)**

BOYS		GIRLS		COMBINED	
Session	Paid	Session	Paid	Session	Paid
1	755				
2	793				
3					
4					
5					
6					
7					
Total	1548	Total		Total	

**\*\* NOTE \*\* IF ANY OTHER PLAN FOR THE DIVISION OF TOURNAMENT RECEIPTS IS USED, A MAJORITY VOTE OF THE PARTICIPATING SCHOOLS MUST BE OBTAINED, DOCUMENTED, AND SENT TO THE KHSAA.**

Tony Sosby Tony Sosby Bourbon County High  
 MANAGER SCHOOL

859-987-2185  
 DAYTIME PHONE



**KHSAA District Basketball Tournament Financial Report**  
 (return one copy to KHSAA by published deadlines. File separate reports if Girls and Boys  
 Tournaments are held separately)

KHSAA Form BK106  
 Rev 01/06

District # 41 Boys      Girls      Combined X Held at Frankfort Civic Center Dates 2/24-2/27

Part A	REVENUE ITEMS	Price(s)	Receipts	Totals
	Ticket Sales	\$5.00 all	15699.16	
	Broadcasting		150 (radio)	
	Sponsorship		3000 (Bank)	
	<b>TOTAL REVENUE (1)</b>			<b>18849.16</b>
Part B	EXPENSE ITEMS		Expenses	
	Game Officials		1227.30	
	Trophies (district runnerup/all-district/cheer)		488.94	
	Travel for Participating Teams		n/a	
	Other Itemized Expenses approved by majority vote of schools in tournament (provide separate listing or list on back of this form)		See Attached Page	
	<b>TOTAL EXPENSES (2)</b>			<b>6879.14</b>
Part C	Net Profit (Part A (1) minus Part B (2) total)			<b>11973.02</b>
Part D	Allowance to Host School - Maximum 15% for rental and incidental expenses unless otherwise approved by majority vote			
Part E	Profit Subject to Division by Schools (Part C minus Part D)			<b>11973.02</b>

**LIST BELOW INDIVIDUAL AMOUNTS FOR DISTRICT TOURNAMENT NET PROFITS FROM PART E ABOVE, NOT INCLUDING TRAVEL EXPENSES**

School	Amount	School	Amount
Frankfort High Boys	1496.63	Frankfort High Girls	1496.63
Franklin County High Boys	1496.63	Franklin County High Girls	1496.63
Western Hills High Boys	1496.63	Western Hills High Girls	1496.63
Woodford County High Boys	1496.63	Woodford County High Girls	1496.63

**PAID ATTENDANCE BY SESSIONS (Tickets Sold NOT money received)**

BOYS		GIRLS		COMBINED	
Session	Paid	Session	Paid	Session	Paid
1				711	3555.00
2				695	3477.91
3				1733	8666.25
4					
5					
6					
7					
Total		Total		Total	15,699.16

**\*\* NOTE \*\* IF ANY OTHER PLAN FOR THE DIVISION OF TOURNAMENT RECEIPTS IS USED, A MAJORITY VOTE OF THE PARTICIPATING SCHOOLS MUST BE OBTAINED, DOCUMENTED, AND SENT TO THE KHSAA.**

Craig Foley  
 MANAGER

Frankfort High School  
 SCHOOL

502.875.8655 ext. 134  
 DAYTIME PHONE





**KHSAA District Basketball Tournament Financial Report**  
 (return one copy to KHSAA by published deadlines. File separate reports if Girls and Boys  
 Tournaments are held separately)

KHSAA Form BK105  
Rev 01/06

District # 42 Boys      Girls      Combined x Held at Carroll County Dates 2/24-2/28

Part A	REVENUE ITEMS	Price(s)	Receipts	Totals
	Ticket Sales	\$5.00	\$14,090	
	Broadcasting		\$00.00	
	Sponsorship		\$ 00.00	
	TOTAL REVENUE (1)			\$ 14,090
Part B	EXPENSE ITEMS		Expenses	
	Game Officials		\$ 1250.00	
	Trophies		\$ 451.00	
	Travel for Participating Teams		\$ 00.00	
	Other Itemized Expenses approved by majority vote of schools in tournament (provide separate listing or list on back of this form)		\$ 1615.00	
	TOTAL EXPENSES (2)			\$ 3,316.00
Part C	Net Profit (Part A (1) minus Part B (2) total)			\$ 10,774.00
Part D	Allowance to Host School - Maximum 15% for rental and incidental expenses unless otherwise approved by majority vote		\$ 00.00	
Part E	Profit Subject to Division by Schools (Part C minus Part D)			\$ 10,774.00

**LIST BELOW INDIVIDUAL AMOUNTS FOR DISTRICT TOURNAMENT NET PROFITS FROM PART E ABOVE, NOT INCLUDING TRAVEL EXPENSES**

School	Amount	School	Amount
Carroll County	\$ 2,693.50		
Henry County	\$ 2,693.50		
Gallatin County	\$ 2,693.50		
Owen County	\$ 2,693.50		

**PAID ATTENDANCE BY SESSIONS (Tickets Sold NOT money received)**

BOYS			GIRLS			COMBINED	
Session	Paid		Session	Paid		Session	Paid
1							569
2							889
3							518
4							842
5							
6							
7							
Total			Total			Total	2818

**\*\* NOTE \*\* IF ANY OTHER PLAN FOR THE DIVISION OF TOURNAMENT RECEIPTS IS USED, A MAJORITY VOTE OF THE PARTICIPATING SCHOOLS MUST BE OBTAINED, DOCUMENTED, AND SENT TO THE KHSAA.**

Randy Mefford  
MANAGER

Carroll County  
SCHOOL

502-732-7075  
DAYTIME PHONE

2009 31<sup>st</sup> District Tournament Financial Report hosted by Carroll  
Randy Mefford, tournament manager

<b><u>Gate Receipts:</u></b>	<b>Tuesday (569 @ \$5)</b>	<b>\$2845</b>
	<b>Wednesday (889 @ \$5)</b>	<b>4445</b>
	<b>Friday (518 @ \$5)</b>	<b>2590</b>
	<b>Saturday (842 @ \$ 5)</b>	<b><u>4210</u></b>
	<b><u>Total gate</u></b>	<b>\$ 14,090</b>

**Expenses**

Officials		\$1250
Team Trophies		\$132
All tourney plaques	20 @ 15.95	\$319
Athletic Trainer	4 nights at \$35	\$140
PA, scorer, timer, gate	(24 workers at \$20 per night)	\$480
Hospitality room		\$300
Cheerleader Hospitality		no charge
Tournament Manager		\$250
Parking		\$100
Game Ball (2)		\$90
Nets (2 sets)		\$25
Custodial Clean up		\$ 180
School bookkeeper		\$50
Security		<u>no charge</u>
	<b>Total expenses</b>	<b>\$ 3316</b>

**Total gate      \$ 14,090 minus expenses \$3316 = \$10,774**

**\$10,774 divided into 4 equal shares = \$ 2,693.50 to each school**



**KHSAA District Basketball Tournament Financial Report**  
 (return one copy to KHSAA by published deadlines. File separate reports if Girls and Boys  
 Tournaments are held separately)

KHSAA Form BK105  
Rev 01/06

District # 43 Boys      Girls      Combined X Held at PLDHS Dates 2/23-27

Part A	REVENUE ITEMS	Price(s)	Receipts	Totals
	Ticket Sales	\$5.00	\$19,045.00	
	Broadcasting		N/A	
	Sponsorship		N/A	
	TOTAL REVENUE (1)			\$19,045.00
Part B	EXPENSE ITEMS		Expenses	
	Game Officials		\$1,656.00	
	Trophies		\$413.84	
	Travel for Participating Teams		N/A	
	Other Itemized Expenses approved by majority vote of schools in tournament (provide separate listing or list on back of this form)		\$2,283.89	
	TOTAL EXPENSES (2)			\$4,353.73
Part C	Net Profit (Part A (1) minus Part B (2) total)			\$14,691.27
Part D	Allowance to Host School - Maximum 15% for rental and incidental expenses unless otherwise approved by majority vote		\$4,897.07 (2-SHARES)	
Part E	Profit Subject to Division by Schools (Part C minus Part D)			\$9,794.20

**LIST BELOW INDIVIDUAL AMOUNTS FOR DISTRICT TOURNAMENT NET PROFITS FROM PART E ABOVE, NOT INCLUDING TRAVEL EXPENSES**

School	Amount	School	Amount
LAFAYETTE	\$2,448.55		
LEXINGTON CATHOLIC	\$2,448.55		
LEXINGTON CHRISTIAN	\$2,448.55		
TATES CREEK	\$2,448.55		

**PAID ATTENDANCE BY SESSIONS (Tickets Sold NOT money received)**

BOYS			GIRLS			COMBINED		
Session	Paid		Session	Paid		Session	Paid	
1						M ONE	790	
2						T TWO	563	
3						W THREE	1157	
4						F FOUR	1299	
5								
6								
7								
Total			Total			Total	3,809	

**\*\* NOTE \*\* IF ANY OTHER PLAN FOR THE DIVISION OF TOURNAMENT RECEIPTS IS USED, A MAJORITY VOTE OF THE PARTICIPATING SCHOOLS MUST BE OBTAINED, DOCUMENTED, AND SENT TO THE KHSAA.**

Andy Sirginnis, AD  
MANAGER

Paul Laurence Dunbar  
SCHOOL

859.381.3546 PLD office  
DAYTIME PHONE

# Officials

55. +	1,059.5 +
55. +	1,059.5 +
52.5 +	359. +
55. +	359. +
55. +	782.5 +
55. +	782.5 +
55. +	1,143. +
31.5 +	1,143. +
55. +	1,165.42 +
52.5 +	1,165.43 +
55. +	1,722.65 +
55. +	1,722.65 +
55. +	731. +
55. +	731. +
31.5 +	2,500. +
55. +	2,500. +
55. +	59.43 +
52.5 +	59.42 +
55. +	19,045. T
55. +	
31.5 +	
55. +	
55. +	
55. +	
55. +	63.97 +
55. +	63.97 +
52.5 +	285.9 +
55. +	413.84 T
31.5 +	
55. +	
55. +	
1,656. T	

# gate receipts

# Other Expense

Food	-110.99 +
Vip cards	69.36 +
mtg supplies	62.46 +
Food	-456. +
Kroger	- 51.68 +
Trainer	- 200. +
stats	- 400. +
Low enf.	-933.4 +
	2,283.89 T

# total expense part B

1,656. +
413.84 +
2,283.89 +
4,353.73 T

# Trophies

TOTAL PROFIT
14,691.27 ÷
6. =
2,448.545 *

# Sales minus expense

19,045. +
4,353.73 -
14,691.27 T

each	2,448.55 x
School	4. =
Project	9,794.2 *

14,691.27 +
9,794.2 -
→ 4,897.07 T

# Host 2 shares

# Part c

**KHSAA DISTRICT BASKETBALL TOURNAMENT FINANCIAL REPORT----2009**

<b>(A) REVENUE:</b>	<b>RECEIPTS</b>	<b>TOTALS</b>
TICKET SALES:	\$14,615.00	
BROADCASTING:	\$0.00	
SPONSORSHIP:	\$0.00	
AT SCHOOL:	\$0.00	
<b>TOTAL REVENUE:</b>	<b>\$14,615.00</b>	<b>\$14,615.00</b>

D44

<b>(B) EXPENSE ITEMS:</b>		
GAME OFFICIALS:	\$1,271.00	
TROPHIES:	\$797.94	
ESCROW:	\$0.00	
WORKERS:	\$1,770.00	
RENTAL:	\$900.00	
HOSPITALITY:	\$1,350.00	
<b>TOTAL EXPENSES:</b>	<b>\$6,088.94</b>	<b>\$6,088.94</b>

<b>(C) NET PROFIT:</b>		<b>\$8,526.06</b>
------------------------	--	-------------------

<b>(D) HOST SCHOOL:</b>		<b>\$0.00</b>
<b>(MAXIMUM OF 15% UNLESS VOTED ON BY MAJORITY)</b>		
<b>TOTAL:</b>		<b>\$0.00</b>

<b>(E) PROFIT SUBJECT TO DIVISION BY SCHOOLS:</b>		
1.	BEREA	\$2,131.50
2.	MADISON CENTRAL	\$2,131.50
3.	MADISON SOUTHERN	\$2,131.50
4.	MODEL	\$2,131.50
<b>TOTAL:</b>		<b>\$8,526.00</b>

<b>PAID ATTENDANCE BY SESSIONS</b>			
	<b>BOYS---PAID</b>	<b>GIRLS---PAID</b>	<b>COMBINED---PAID</b>
1.			754
2.			656
3.			1513
4.			
5.			
6.			
7.			
<b>TOTALS:</b>	<b>0</b>	<b>0</b>	<b>2923</b>



**KHSAA District Basketball Tournament Financial Report**  
 (return one copy to KHSAA by published deadlines. File separate reports if Girls and Boys  
 Tournaments are held separately)

KHSAA Form BK105  
 Rev 01/06

District # 45 Boys \_\_\_\_\_ Girls \_\_\_\_\_ Combined X Held at Boyle Co Dates 2/23-27

Part A	REVENUE ITEMS	Price(s)	Receipts	Totals
	Ticket Sales	5.00	12,615.	
	Broadcasting			
	Sponsorship			
	<b>TOTAL REVENUE (1)</b>			<b>12,615.</b>
Part B	EXPENSE ITEMS		Expenses	
	Game Officials		1449.	
	Trophies		521.	
	Travel for Participating Teams			
	Other Itemized Expenses approved by majority vote of schools in tournament (provide separate listing or list on back of this form)		3342.	
	<b>TOTAL EXPENSES (2)</b>			<b>5312.</b>
Part C	Net Profit (Part A (1) minus Part B (2) total)			<b>7293.</b>
Part D	Allowance to Host School - Maximum 15% for rental and incidental expenses unless otherwise approved by majority vote			—
Part E	Profit Subject to Division by Schools (Part C minus Part D)			<b>7293.</b>

**LIST BELOW INDIVIDUAL AMOUNTS FOR DISTRICT TOURNAMENT NET PROFITS FROM PART E ABOVE, NOT INCLUDING TRAVEL EXPENSES**

School	Amount	School	Amount
KSD	810.33	Garfield	1620.66
Boyle	1620.66		
Danville	1620.66		
LiaCola	1070.66		

**PAID ATTENDANCE BY SESSIONS (Tickets Sold NOT money received)**

BOYS			GIRLS			COMBINED		
Session	Paid		Session	Paid		Session	Paid	
1	164							
2				540				
3	704							
4				360				
5	755							
6								
7								
Total	1623		Total	900		Total		

**\*\* NOTE \*\* IF ANY OTHER PLAN FOR THE DIVISION OF TOURNAMENT RECEIPTS IS USED, A MAJORITY VOTE OF THE PARTICIPATING SCHOOLS MUST BE OBTAINED, DOCUMENTED, AND SENT TO THE KHSAA.**

[Signature]  
 MANAGER

Boyle Co  
 SCHOOL

859-326-1254  
 DAYTIME PHONE

Security	740.
Clear Up	600.
Sworer, PA, Timer	320.
Nets	32.
Gate Worker	650.
Parking	300.
Hosp. Room	350.
Manager	250.
Bookkeeper	100.



**KHSAA District Basketball Tournament Financial Report**  
 (return one copy to KHSAA by published deadlines. File separate reports if Girls and Boys  
 Tournaments are held separately)

KHSAA Form BK105  
Rev 01/06

District # 46 Boys      Girls      Combined X Held at Mercer County Dates Feb 23-27

Part A	REVENUE ITEMS	Price(s)	Receipts	Totals
	Ticket Sales	\$5.00	1714	\$8572.00
	Broadcasting			
	Sponsorship			
	<b>TOTAL REVENUE (1)</b>			<b>\$8572.00</b>
Part B	EXPENSE ITEMS		Expenses	
	Game Officials	Varies	\$1168.50	\$1168.50
	Trophies		\$383.24	\$383.24
	Travel for Participating Teams			N/A
	Other Itemized Expenses approved by majority vote of schools in tournament (provide separate listing or list on back of this form)		\$1937.37	\$1937.37
	<b>TOTAL EXPENSES (2)</b>			<b>\$3489.11</b>
Part C	Net Profit (Part A (1) minus Part B (2) total)			<b>\$5082.89</b>
Part D	Allowance to Host School - Maximum 15% for rental and incidental expenses unless otherwise approved by majority vote		\$762.43	\$762.43
Part E	Profit Subject to Division by Schools (Part C minus Part D)			<b>\$4320.46</b>

**LIST BELOW INDIVIDUAL AMOUNTS FOR DISTRICT TOURNAMENT NET PROFITS FROM PART E ABOVE, NOT INCLUDING TRAVEL EXPENSES**

School	Amount	School	Amount
Mercer	\$884.90		
Burgin	\$1592.83		
East Jessamine	\$884.90		
West Jessamine	\$884.90		

**PAID ATTENDANCE BY SESSIONS (Tickets Sold NOT money received)**

BOYS			GIRLS			COMBINED		
Session	Paid		Session	Paid		Session	Paid	
1	660		1	236		1	896	
2	609		2	209		2	818	
3								
4								
5								
6								
7								
Total	1269		Total	445		Total	1714	

**\*\* NOTE \*\* IF ANY OTHER PLAN FOR THE DIVISION OF TOURNAMENT RECEIPTS IS USED, A MAJORITY VOTE OF THE PARTICIPATING SCHOOLS MUST BE OBTAINED, DOCUMENTED, AND SENT TO THE KHSAA.**

Todd Davis  
MANAGER

Mercer County Senior High  
SCHOOL

859-733-7180  
DAYTIME PHONE





**KHSAA District Basketball Tournament Financial Report**  
 (return one copy to KHSAA by published deadlines. File separate reports if Girls and Boys  
 Tournaments are held separately)

KHSAA Form BK105  
 Rev 01/08

District # 47<sup>th</sup> Boys  Girls  Combined  Held at Somerset Dates Feb. 23-27, 2009

Part A	REVENUE ITEMS	Price(s)	Receipts	Totals
	Ticket Sales	5.00	14,953.73	
	Broadcasting			
	Sponsorship			
	<b>TOTAL REVENUE (1)</b>			<b>14,953.73</b>
Part B	EXPENSE ITEMS		Expenses	
	Game Officials			
	Trophies			
	Travel for Participating Teams			
	Other Itemized Expenses approved in advance by majority vote of schools in tournament (provide separate listing or list on back of this form)			
	<b>TOTAL EXPENSES (2)</b>			
Part C	<b>Net Profit (Part A (1) minus Part B (2) total)</b>			
Part D	Allowance to Host School - Maximum 15% for rental and incidental expenses unless otherwise approved by majority vote			
Part E	<b>Profit Subject to Division by Schools (Part C minus Part D)</b>			<b>0</b>

**LIST BELOW INDIVIDUAL AMOUNTS FOR DISTRICT TOURNAMENT NET PROFITS FROM PART E ABOVE, NOT INCLUDING TRAVEL EXPENSES**

School	Amount	School	Amount

**PAID ATTENDANCE BY SESSIONS (Tickets Sold NOT money received)**

BOYS		GIRLS		COMBINED	
Session	Paid	Session	Paid	Session	Paid
1					
2					
3					
4					
5					
6					
7					
Total		Total		Total	

**\*\* NOTE \*\* IF ANY OTHER PLAN FOR THE DIVISION OF TOURNAMENT RECEIPTS IS USED, A MAJORITY VOTE OF THE PARTICIPATING SCHOOLS MUST BE OBTAINED, DOCUMENTED, AND SENT TO THE KHSAA.**

[Signature] Somerset High School 606-678-4721  
 MANAGER SCHOOL DAYTIME PHONE

Host Keeps it all.



**KHSAA District Basketball Tournament Financial Report**  
 (return one copy to KHSAA by published deadlines. File separate reports if Girls and Boys  
 Tournaments are held separately)

KHSAA Form BK105  
Rev 01/06

District # 48 Boys 3 Girls 3 Combined 6 Held at Monticello High School Dates 2/23 - 2/28

Part A	REVENUE ITEMS	Price(s)	Receipts	Totals
	Ticket Sales	\$5.00	\$12,590.00	
	Broadcasting		N/A	
	Sponsorship		N/A	
	<b>TOTAL REVENUE (1)</b>			<b>\$12,590.00</b>
Part B	EXPENSE ITEMS		Expenses	
	Game Officials		\$1,478.00	
	Trophies		\$817.00	
	Travel for Participating Teams			
	Other Itemized Expenses approved by majority vote of schools in tournament (provide separate listing or list on back of this form)		\$2,671.16	
	<b>TOTAL EXPENSES (2)</b>			<b>\$7,623.80</b>
Part C	Net Profit (Part A (1) minus Part B (2) total)			
Part D	Allowance to Host School - Maximum 15% for rental and incidental expenses unless otherwise approved by majority vote		N/A	
Part E	Profit Subject to Division by Schools (Part C minus Part D)			N/A

**LIST BELOW INDIVIDUAL AMOUNTS FOR DISTRICT TOURNAMENT NET PROFITS FROM PART E ABOVE, NOT INCLUDING TRAVEL EXPENSES**

School	Amount	School	Amount

**PAID ATTENDANCE BY SESSIONS (Tickets Sold NOT money received)**

BOYS		GIRLS		COMBINED	
Session	Paid	Session	Paid	Session	Paid
1		1	168	168	
2		2	581	581	
3	370			370	
4	465			465	
5		5	362	362	
6	622			622	
7					
Total	1457	Total	1111	Total	2568

**\*\* NOTE \*\* IF ANY OTHER PLAN FOR THE DIVISION OF TOURNAMENT RECEIPTS IS USED, A MAJORITY VOTE OF THE PARTICIPATING SCHOOLS MUST BE OBTAINED, DOCUMENTED, AND SENT TO THE KHSAA.**

Gary M. Barnett  
 MANAGER

Monticello Independent Schools  
 SCHOOL

606-348-5312  
 DAYTIME PHONE



**KHSAA District Basketball Tournament Financial Report**  
 (return one copy to KHSAA by published deadlines. File separate reports if Girls and Boys  
 Tournaments are held separately)

KHSAA Form BK105  
Rev 01/06

District # 49 Boys      Girls      Combined X Held at Oneida Baptist Dates 2/23-28

Part A	REVENUE ITEMS	Price(s)	Receipts	Totals
	Ticket Sales	\$5	\$8135	
	Broadcasting		0	
	Sponsorship		\$1000	
	<b>TOTAL REVENUE (1)</b>			<b>\$9135</b>
Part B	EXPENSE ITEMS		Expenses	
	Game Officials		\$1560	
	Trophies		\$340	
	Travel for Participating Teams		0	
	Other Itemized Expenses approved in advance by majority vote of schools in tournament (provide separate listing or list on back of this form)		\$6057	
	<b>TOTAL EXPENSES (2)</b>			<b>\$7957</b>
Part C	Net Profit (Part A (1) minus Part B (2) total)			<b>\$1178</b>
Part D	Allowance to Host School approved by majority vote		\$1178	
Part E	Profit Subject to Division by Schools (Part C minus Part D)			<b>0</b>

**LIST BELOW INDIVIDUAL AMOUNTS FOR DISTRICT TOURNAMENT NET PROFITS FROM PART E ABOVE, NOT INCLUDING TRAVEL EXPENSES**

School	Amount	School	Amount

**PAID ATTENDANCE BY SESSIONS (Tickets Sold NOT money received)**


BOYS			GIRLS			COMBINED	
Session	Paid		Session	Paid		Session	Paid
1						1	277
2						2	224
3						3	566
4						4	560
5							
6							
7							
Total			Total			Total	1,627

**\*\* NOTE \*\* IF ANY OTHER PLAN FOR THE DIVISION OF TOURNAMENT RECEIPTS IS USED, A MAJORITY VOTE OF THE PARTICIPATING SCHOOLS MUST BE OBTAINED, DOCUMENTED, AND SENT TO THE KHSAA.**

Laura Stockton  
MANAGER

Oneida Baptist  
SCHOOL

606-847-4111 ext 219  
DAYTIME PHONE



# ONEIDA BAPTIST INSTITUTE

Founded in 1899

*Education for  
Time  
and Eternity*

2008-2009  
49<sup>th</sup> District Basketball  
Oneida Baptist Institute

Other Itemized Expenses:

Cheer Judges + mileage	\$ 372
Security	\$1310
Hospitality Room Supplies	\$1000
Staffing:	\$3375
Gate attendants (\$225)	
Scorer (\$150)	
Timer/Announcer (\$150)	
EMT (\$150)	
Parking (\$650)	
Concession attendants (\$550)	
Hospitality room attendants (\$500)	
Student ambassadors (\$100)	
Maintenance & clean up (\$100)	
Tournament managers (\$800)	
<b>TOTAL</b>	<b>\$6,057</b>



**KHSAA District Basketball Tournament Financial Report**  
 (return one copy to KHSAA by published deadlines. File separate reports if Girls and Boys  
 Tournaments are held separately)

KHSAA Form BK105  
Rev 01/06

District # 50 Boys  Girls  Combined  Held at Williamsburg Dates 2/23/09-2/27/09

Part A	REVENUE ITEMS	Price(s)	Receipts	Totals
	Ticket Sales	\$5	\$15,095.00	
	Broadcasting			
	Sponsorship		2,748.00	
	<b>TOTAL REVENUE (1)</b>			<b>17,843.00</b>
Part B	EXPENSE ITEMS		Expenses	
	Game Officials		\$1170.00	
	Trophies		131.24	
	Travel for Participating Teams		NA	
	Other Itemized Expenses approved in advance by majority vote of schools in tournament (provide separate listing or list on back of this form)		3509.40	
	<b>TOTAL EXPENSES (2)</b>			<b>4,810.64</b>
Part C	Net Profit (Part A (1) minus Part B (2) total)			<b>13,032.36</b>
Part D	Allowance to Host School - Maximum 15% for rental and incidental expenses unless otherwise approved by majority vote		NA	
Part E	Profit Subject to Division by Schools (Part C minus Part D)			<b>NA</b>

**LIST BELOW INDIVIDUAL AMOUNTS FOR DISTRICT TOURNAMENT NET PROFITS FROM PART E ABOVE, NOT INCLUDING TRAVEL EXPENSES**

School	Amount	School	Amount

**PAID ATTENDANCE BY SESSIONS (Tickets Sold NOT money received)**

BOYS		GIRLS		COMBINED	
Session	Paid	Session	Paid	Session	Paid
1				654	\$3273
2				784	\$4311
3				390	\$1951
4				1112	\$5560
5					
6					
7					
Total		Total		Total	\$15,095

DAY 1  
DAY 2  
DAY 3  
Final

**\*\* NOTE \*\* IF ANY OTHER PLAN FOR THE DIVISION OF TOURNAMENT RECEIPTS IS USED, A MAJORITY VOTE OF THE PARTICIPATING SCHOOLS MUST BE OBTAINED, DOCUMENTED, AND SENT TO THE KHSAA.**

Gary Peters  
MANAGER

Williamsburg  
SCHOOL

606.344.5861  
DAYTIME PHONE



**KHSAA District Basketball Tournament Financial Report**  
 (return one copy to KHSAA by published deadlines. File separate reports if Girls and Boys  
 Tournaments are held separately)

KHSAA Form BK105  
Rev 01/06

District # 51 Boys \_\_\_ Girls \_\_\_ Combined X Held at BARBOURVILLE HIGH Dates FEB 23-27, 2009

<b>Part A</b>	<b>REVENUE ITEMS</b>	<b>Price(s)</b>	<b>Receipts</b>	<b>Totals</b>
	Ticket Sales		15,222.00	
	<del>Broadcasting</del> <b>T-SHIRTS</b>		635.00	
	Sponsorship		3,000.00	
	<b>TOTAL REVENUE (1)</b>			<b>18,857.00</b>
<b>Part B</b>	<b>EXPENSE ITEMS</b>		<b>Expenses</b>	
	Game Officials		1,170.00	
	Trophies		766.19	
	Travel for Participating Teams		-0-	
	Other Itemized Expenses approved in advance by majority vote of schools in tournament (provide separate listing or list on back of this form)		4,366.76	
	<b>TOTAL EXPENSES (2)</b>			<b>6,302.95</b>
<b>Part C</b>	<b>Net Profit (Part A (1) minus Part B (2) total)</b>			<b>12,554.05</b>
<b>Part D</b>	<b>Allowance to Host School - Maximum 15% for rental and incidental expenses unless otherwise approved by majority vote</b>			
<b>Part E</b>	<b>Profit Subject to Division by Schools (Part C minus Part D)</b>			

**LIST BELOW INDIVIDUAL AMOUNTS FOR DISTRICT TOURNAMENT NET PROFITS FROM PART E ABOVE, NOT INCLUDING TRAVEL EXPENSES**

School	Amount	School	Amount

**PAID ATTENDANCE BY SESSIONS (Tickets Sold NOT money received)**

BOYS		GIRLS		COMBINED	
Session	Paid	Session	Paid	Session	Paid
1	1,942.00	2 g-games			
2	2,283.00	1 b-game			
3	2,216.00	1 b-game			
4	1,216.00	g-Champ			
5	4,246.00	b-Champ			
6	3,299.00	RESERVED FOR WEEK			
7					
Total	15,222.00	Total		Total	

**\*\* NOTE \*\* IF ANY OTHER PLAN FOR THE DIVISION OF TOURNAMENT RECEIPTS IS USED, A MAJORITY VOTE OF THE PARTICIPATING SCHOOLS MUST BE OBTAINED, DOCUMENTED, AND SENT TO THE KHSAA.**

*Paul Middleton*  
MANAGER

BARBOURVILLE CITY SCHOOL 1-606-546-3120  
SCHOOL DAYTIME PHONE



**KHSAA District Basketball Tournament Financial Report**  
 (return one copy to KHSAA by published deadlines. File separate reports if Girls and Boys  
 Tournaments are held separately)

KHSAA Form BK105  
Rev 01/06

District # 52 Boys      Girls      Combined X Held at Harlan High School Dates 2-23-27-09

Part A	REVENUE ITEMS	Price(s)	Receipts	Totals
	Ticket Sales		13659.00	
	Broadcasting			
	Sponsorship			
	TOTAL REVENUE (1)			13659.00
Part B	EXPENSE ITEMS		Expenses	
	Game Officials		1170.00	
	Trophies		384.14	
	Travel for Participating Teams			
	Other Itemized Expenses approved by majority vote of schools in tournament (provide separate listing or list on back of this form)		2414.00	
	TOTAL EXPENSES (2)			3968.14
Part C	Net Profit (Part A (1) minus Part B (2) total)			9690.86
Part D	Allowance to Host School - Maximum 15% for rental and incidental expenses unless otherwise approved by majority vote			
Part E	Profit Subject to Division by Schools (Part C minus Part D)			9690.86

**LIST BELOW INDIVIDUAL AMOUNTS FOR DISTRICT TOURNAMENT NET PROFITS FROM PART E ABOVE, NOT INCLUDING TRAVEL EXPENSES**

School	Amount	School	Amount

**PAID ATTENDANCE BY SESSIONS (Tickets Sold NOT money received)**

BOYS		GIRLS		COMBINED	
Session	Paid	Session	Paid	Session	Paid
1			600		
2	325				
3	491				
4			498		
5	820				
6					
7					
Total		Total		Total	

**\*\* NOTE \*\* IF ANY OTHER PLAN FOR THE DIVISION OF TOURNAMENT RECEIPTS IS USED, A MAJORITY VOTE OF THE PARTICIPATING SCHOOLS MUST BE OBTAINED, DOCUMENTED, AND SENT TO THE KHSAA.**

*Jan B. Donohue*  
 \_\_\_\_\_  
 MANAGER

Harlan High  
 \_\_\_\_\_  
 SCHOOL

606-573-8750 ext 4  
 \_\_\_\_\_  
 DAYTIME PHONE

Cheer Judge Fee/Travel	\$ 204.00
Gate Workers/Director	\$1,110.00
Police Patrol	\$ 760.00
Parking Lot Attendance	<u>\$ 340.00</u>
	\$2,414.00





**KHSAA District Basketball Tournament Financial Report**  
 (return one copy to KHSAA by published deadlines. File separate reports if Girls and Boys Tournaments are held separately)

KHSAA Form BK105  
 Rev 01/06

District # 53 Boys      Girls      Combined  Held at Knott Co. Central H.S. Dates 2/23/09 to 2/28/09

Part A	REVENUE ITEMS	Price(s)	Receipts	Totals
	Ticket Sales	5.00/4.00	15,255.00	
	Broadcasting			
	Sponsorship			
	TOTAL REVENUE (1)			15,255.00
Part B	EXPENSE ITEMS		Expenses	
	Game Officials		1,669.50	
	Trophies		1,521.24	
	Travel for Participating Teams			
	Other Itemized Expenses approved in advance by majority vote of schools in tournament (provide separate listing or list on back of this form)		* 300.00 * 300.00	
TOTAL EXPENSES (2)			3,190.74	
Part C	Net Profit (Part A (1) minus Part B (2) total)			
Part D	Allowance to Host School - Maximum 15% for rental and incidental expenses unless otherwise approved by majority vote			2,288.25
Part E	Profit Subject to Division by Schools (Part C minus Part D)			9,176.01

**LIST BELOW INDIVIDUAL AMOUNTS FOR DISTRICT TOURNAMENT NET PROFITS FROM PART E ABOVE, NOT INCLUDING TRAVEL EXPENSES**

School	Amount	School	Amount
<u>Cordia</u>	<u>1,835.20</u>	<u>Knott Co. Central</u>	<u>1,835.21</u>
<u>Jenkins</u>	<u>1,835.20</u>	<u>Wetcher Co. Central</u>	<u>1,835.20</u>
<u>June Buchanan</u>	<u>1,835.20</u>		

**PAID ATTENDANCE BY SESSIONS (Tickets Sold NOT money received)**

BOYS		GIRLS		COMBINED	
Session	Paid	Session	Paid	Session	Paid
1				1	220/150
2				2	357/253
3				3	427/366
4		4	173/102		
5	830/434				
6					
7					
Total	830/434	Total	173/102	Total	1,004/769

**\*\* NOTE \*\* IF ANY OTHER PLAN FOR THE DIVISION OF TOURNAMENT RECEIPTS IS USED, A MAJORITY VOTE OF THE PARTICIPATING SCHOOLS MUST BE OBTAINED, DOCUMENTED, AND SENT TO THE KHSAA.**

[Signature]  
 MANAGER

Knott Co. Central H.S.  
 SCHOOL

606-785-3166  
 DAYTIME PHONE

\* \$300 - To host school for Hospitality room.

\* \$300 - To timekeeper, scorekeeper, sound/entertainment  
 \$12.50 per game



**KHSAA District Basketball Tournament Financial Report**  
 (return one copy to KHSAA by published deadlines. File separate reports if Girls and Boys  
 Tournaments are held separately)

KHSAA Form BK105  
Rev 01/06

District # 54 Boys  Girls  Combined  Held at LESLIE COUNTY HIGH Dates 2/23-2/27

Part A	REVENUE ITEMS	Price(s)	Receipts	Totals
	Ticket Sales	\$5.00	\$17,795.75	
	Broadcasting			
	Sponsorship			
	<b>TOTAL REVENUE (1)</b>			<b>\$17,795.75</b>
Part B	EXPENSE ITEMS		Expenses	
	Game Officials		\$1,268.75	
	Trophies		\$961.24	
	Travel for Participating Teams			
	Other Itemized Expenses approved by majority vote of schools in tournament (provide separate listing or list on back of this form)		\$2,509.08	
	<b>TOTAL EXPENSES (2)</b>			<b>\$4,739.07</b>
Part C	Net Profit (Part A (1) minus Part B (2) total)			<b>\$13,056.66</b>
Part D	Allowance to Host School - Maximum 15% for rental and incidental expenses unless otherwise approved by majority vote		\$1,958.50	
Part E	Profit Subject to Division by Schools (Part C minus Part D)			<b>\$11,098.06</b>

**LIST BELOW INDIVIDUAL AMOUNTS FOR DISTRICT TOURNAMENT NET PROFITS FROM PART E ABOVE, NOT INCLUDING TRAVEL EXPENSES**

School	Amount	School	Amount
BUCKHORN	\$2,774.54	LESLIE	\$2,774.54
HAZARD	\$2,774.54	PERRY COUNTY CENTRAL	\$2,774.54

**PAID ATTENDANCE BY SESSIONS (Tickets Sold NOT money received)**

BOYS		GIRLS		COMBINED	
Session	Paid	Session	Paid	Session	Paid
1		1	481		
2	585				
3	655				
4		4	651		
5	1,182				
6					
7					
Total	2,422	Total	1,132	Total	3,554

**\*\$20.75 MORE IN TOTAL TICKET SALES**

**\*\* NOTE \*\* IF ANY OTHER PLAN FOR THE DIVISION OF TOURNAMENT RECEIPTS IS USED, A MAJORITY VOTE OF THE PARTICIPATING SCHOOLS MUST BE OBTAINED, DOCUMENTED, AND SENT TO THE KHSAA.**

MANAGER  
 Shannon Crisp

LESLIE COUNTY HIGH  
 SCHOOL

606-672-2337  
 DAYTIME PHONE



**KHSAA District Basketball Tournament Financial Report**  
 (return one copy to KHSAA by published deadlines. File separate reports if Girls and Boys  
 Tournaments are held separately)

KHSAA Form BK105  
Rev 01/06

District # 55 Boys  Girls  Combined  Held at Wolfe County Dates 2/23/09 - 3/02/09

Part A	REVENUE ITEMS	Price(s)	Receipts	Totals
	Ticket Sales		8540.00	
	Broadcasting		-0-	
	Sponsorship		-0-	
	TOTAL REVENUE (1)			8540.00
Part B	EXPENSE ITEMS		Expenses	
	Game Officials		1,270.00	
	Trophies		691.24	
	Travel for Participating Teams		-0-	
	Other Itemized Expenses approved in advance by majority vote of schools in tournament (provide separate listing or list on back of this form)		1267.00	
	TOTAL EXPENSES (2)			3228.24
Part C	Net Profit (Part A (1) minus Part B (2) total)			5311.76
Part D	Allowance to Host School - Maximum 15% for rental and incidental expenses unless otherwise approved by majority vote		796.77	
Part E	Profit Subject to Division by Schools (Part C minus Part D)			4514.99

**LIST BELOW INDIVIDUAL AMOUNTS FOR DISTRICT TOURNAMENT NET PROFITS FROM PART E ABOVE, NOT INCLUDING TRAVEL EXPENSES**

School	Amount	School	Amount
Breathitt County	1128.75		
Jackson City	1128.75		
Riverside	1128.75		
Wolfe County	1128.74		

**PAID ATTENDANCE BY SESSIONS (Tickets Sold NOT money received)**

BOYS			GIRLS			COMBINED		
Session	Paid		Session	Paid		Session	Paid	
1				1564.00				
2	628.00							
3	2176.00							
4				1548.00				
5	2624.00							
6								
7								
Total	5428.00		Total	3112.00		Total		

**\*\* NOTE \*\* IF ANY OTHER PLAN FOR THE DIVISION OF TOURNAMENT RECEIPTS IS USED, A MAJORITY VOTE OF THE PARTICIPATING SCHOOLS MUST BE OBTAINED, DOCUMENTED, AND SENT TO THE KHSAA.**

Amy Creel  
MANAGER

Wolfe County High School  
SCHOOL

606-668-8202  
DAYTIME PHONE

## Other Expenses;

Mtg Exp/Food	40.00
Supplies/Game	202.00
Clock	75.00
P.A	75.00
Bookkeeper	75.00
Clean-up	500.00
Hospitality Rm.	<u>300.00</u>
Total	1,267.00



**KHSAA District Basketball Tournament Financial Report**  
 (return one copy to KHSAA by published deadlines. File separate reports if Girls and Boys  
 Tournaments are held separately)

KHSAA Form BK105  
Rev 01/06

District # 56 Boys      Girls      Combined X Held at Estill County High School Dates Feb 23-27

Part A	REVENUE ITEMS	Price(s)	Receipts	Totals
	Ticket Sales	\$5/\$3	\$14,920.00	
	Broadcasting		200.00	
	Sponsorship			
	TOTAL REVENUE (1)			\$15,120.00
Part B	EXPENSE ITEMS		Expenses	
	Game Officials		\$1,597.00	
	Trophies		866.24	
	Travel for Participating Teams			
	Other Itemized Expenses approved by majority vote of schools in tournament (provide separate listing or list on back of this form)		Hosp. \$750.00 CO/PA 180.00 N/B 689.11	
	TOTAL EXPENSES (2)			\$ 4,082.35
Part C	Net Profit (Part A (1) minus Part B (2) total)			\$11,037.65
Part D	Allowance to Host School - Maximum 15% for rental and incidental expenses unless otherwise approved by majority vote		\$1,655.65	
Part E	Profit Subject to Division by Schools (Part C minus Part D)			\$ 9,382.00

**LIST BELOW INDIVIDUAL AMOUNTS FOR DISTRICT TOURNAMENT NET PROFITS FROM PART E ABOVE, NOT INCLUDING TRAVEL EXPENSES**

School	Amount	School	Amount
Estill County High School	\$2,345.50		
Lee County High School	\$2,345.50		
Owsley County High School	\$2,345.50		
Powell County High School	\$2,345.50		

**PAID ATTENDANCE BY SESSIONS (Tickets Sold NOT money received)**

BOYS			GIRLS			COMBINED		
Session	Paid		Session	Paid		Session	Paid	
1				717				
2	485							
3	702							
4				537				
5	1185							
6								
7								
Total	2372		Total	1254		Total	3626	

**\*\* NOTE \*\* IF ANY OTHER PLAN FOR THE DIVISION OF TOURNAMENT RECEIPTS IS USED, A MAJORITY VOTE OF THE PARTICIPATING SCHOOLS MUST BE OBTAINED, DOCUMENTED, AND SENT TO THE KHSAA.**

Arthur D. Ballard AP/AD  
MANAGER

Estill County High School  
SCHOOL

606 723 7412  
DAYTIME PHONE



**KHSAA District Basketball Tournament Financial Report**  
 (return one copy to KHSAA by published deadlines. File separate reports if Girls and Boys  
 Tournaments are held separately)

KHSAA Form BK105  
Rev 01/06

District # 57 Boys \_\_\_\_\_ Girls \_\_\_\_\_ Combined x Held at Sheldon Clark High School Dates 2/23/09 - 2/27/09

Part A	<b>REVENUE ITEMS</b>	<b>Price(s)</b>	<b>Receipts</b>	<b>Totals</b>
	Ticket Sales	5.00	23,305.00	
	Broadcasting			
	Sponsorship		11,308.12	
	<b>TOTAL REVENUE (1)</b>			<b>34613.12</b>
Part B	<b>EXPENSE ITEMS</b>		<b>Expenses</b>	
	Game Officials			
	Trophies			
	Travel for Participating Teams			
	Other Itemized Expenses approved by majority vote of schools in tournament (provide separate listing or list on back of this form)		11308.12	
	<b>TOTAL EXPENSES (2)</b>			<b>11308.12</b>
Part C	Net Profit (Part A (1) minus Part B (2) total)			23305.00
Part D	Allowance to Host School - Maximum 15% for rental and incidental expenses unless otherwise approved by majority vote		3495.75	
Part E	Profit Subject to Division by Schools (Part C minus Part D)			19809.25

**LIST BELOW INDIVIDUAL AMOUNTS FOR DISTRICT TOURNAMENT NET PROFITS FROM PART E ABOVE, NOT INCLUDING TRAVEL EXPENSES**

School	Amount	School	Amount
Johnson Central	3961.85	Paintsville High	3961.85
Lawrence County	3961.85	Sheldon Clark High	3961.85
Magoffin County	3961.85		

**PAID ATTENDANCE BY SESSIONS (Tickets Sold NOT money received)**

BOYS			GIRLS		COMBINED	
Session	Paid		Session	Paid	Session	Paid
1					1	724
2					2	812
3					3	847
4			4	882		
5	1396					
6						
7						
Total	1396		Total	882	Total	2383

**\*\* NOTE \*\* IF ANY OTHER PLAN FOR THE DIVISION OF TOURNAMENT RECEIPTS IS USED, A MAJORITY VOTE OF THE PARTICIPATING SCHOOLS MUST BE OBTAINED, DOCUMENTED, AND SENT TO THE KHSAA.**

Robin Newsome  
MANAGER

Sheldon Clark High School  
SCHOOL

606-298-3591  
DAYTIME PHONE

Sheldon Clark High School 2008-2009

57th District Tournament

				Total
	Miss Ida's (district meeting)	\$	220.39	
	Cheerleading judges	\$	450.00	
	referees	\$	2,026.32	
State	trophies	\$	275.00	
Leann Runyons	trophies	\$	926.00	\$ 3,897.71
Hospitality Room	Inez Super Market	\$	1,125.33	
	Dollar Store	\$	61.49	
	Save-a-lot	\$	95.41	
	Browns	\$	519.30	
	kentucky fried chicken	\$	299.97	
	Sam's	\$	101.03	
	Bertha Goble	\$	375.00	
	Betty Moore	\$	100.00	\$ 2,667.53
	Williams Printing (program)	\$	891.00	
	Williams Printing (pass)	\$	50.00	
	Williams Printing (tickets)	\$	450.00	
	Rite-Aid (Film)	\$	55.45	
	Shirt Gallery	\$	3,046.43	\$ 4,492.88
clock keeper	Elbert Osborne	\$	50.00	
bookkeeper	Teresa Fraley	\$	50.00	
book keeper	Pam Maynard	\$	50.00	
announcer	Jack Ward	\$	100.00	\$ 250.00
				\$ 11,308.12



**KHSAA District Basketball Tournament Financial Report**  
 (return one copy to KHSAA by published deadlines. File separate reports if Girls and Boys  
 Tournaments are held separately)

KHSAA Form BK105  
 Rev 01/06

District # 58 Boys Girls Combined  Held at Betsy Layne High School Dates 2/23-2/27, 2009

Part A	REVENUE ITEMS	Price(s)	Receipts	Totals
	Ticket Sales	\$5. / \$7.	13792.00	
	Broadcasting			
	Sponsorship		3000.00	
	<b>TOTAL REVENUE (1)</b>			<b>16792.00</b>
Part B	EXPENSE ITEMS		Expenses	
	Game Officials		1422.60	
	Trophies		1515.43	
	Travel for Participating Teams		-0-	
	Other Itemized Expenses approved by majority vote of schools in tournament (provide separate listing or list on back of this form)		2814.45	
	<b>TOTAL EXPENSES (2)</b>			<b>5752.48</b>
Part C	Net Profit (Part A (1) minus Part B (2) total)			<b>11039.52</b>
Part D	Allowance to Host School - Maximum 15% for rental and incidental expenses unless otherwise approved by majority vote			1855.93
Part E	Profit Subject to Division by Schools (Part C minus Part D)			<b>9383.59</b>

**LIST BELOW INDIVIDUAL AMOUNTS FOR DISTRICT TOURNAMENT NET PROFITS FROM PART E ABOVE, NOT INCLUDING TRAVEL EXPENSES**

School	Amount	School	Amount
Allen Central High School	2085.24	Parlat School	1042.62
Betsy Layne High School	2085.24		
Prestonsburg High School	2085.24		
South Floyd High School	2085.24		

**PAID ATTENDANCE BY SESSIONS (Tickets Sold NOT money received)**

BOYS		GIRLS		COMBINED	
Session	Paid	Session	Paid	Session	Paid
1				1	76
2				2	620 / 90
3				3	508 / 20
4				4	459 / 43
5				5	611 / 194
6					
7					
Total		Total		Total	2521

**\*\* NOTE \*\* IF ANY OTHER PLAN FOR THE DIVISION OF TOURNAMENT RECEIPTS IS USED, A MAJORITY VOTE OF THE PARTICIPATING SCHOOLS MUST BE OBTAINED, DOCUMENTED, AND SENT TO THE KHSAA.**

*Ricky Tucker*  
 MANAGER

Betsy Layne High School  
 SCHOOL

606-478-9138  
 DAYTIME PHONE



**Betsy Layne High School**

P.O. Box 437

Betsy Layne, KY 41605

Phone: 606-478-9138

Fax: 606-478-3805

Cassandra Akers, Principal

**58<sup>th</sup> District Tournament  
Other Itemized Expenses  
Part B**

<b>KAPOS Judges: Cheer &amp; Dance</b>	<b>322.40</b>
<b>Other Supplies: Game balls, net cables, nets</b>	<b>172.05</b>
<b>Official Clock Keeper</b>	<b>300.00</b>
<b>Official Book Keeper</b>	<b>300.00</b>
<b>Public Address Announcer</b>	<b>300.00</b>
<b>Parking</b>	<b>300.00</b>
<b>Janitorial</b>	<b>500.00</b>
<b>Hospitality Supervisor</b>	<b>120.00</b>
<b>Tournament Manager</b>	<b>500.00</b>
<b>Total Itemized Expenses</b>	<b>2814.45</b>

KHSAA Form BK105  
Rev 01/06



**KHSAA District Basketball Tournament Financial Report**  
(return one copy to KHSAA by published deadlines. File separate reports if Girls and Boys  
Tournaments are held separately)

District # 59 Boys Girls x Combined Held at East Ridge High School Dates 2/22-26/09

Part	Item	Price(s)	Receipts	Totals
Part A	<b>REVENUE ITEMS</b>	\$5 & \$6	8280.00	
	Ticket Sales			
	Broadcasting		7500.00	
	Sponsorship			15780.00
	<b>TOTAL REVENUE (1)</b>			
Part B	<b>EXPENSE ITEMS</b>		Expenses	
	Game Officials		1389.32	
	Trophies		1469.76	
	Travel for Participating Teams			
	Other Itemized Expenses approved by majority vote of schools in tournament (provide separate listing or list on back of this form)		2156.40	
	<b>TOTAL EXPENSES (2)</b>			5015.48
Part C	Net Profit (Part A (1) minus Part B (2) total)			10764.52
Part D	Allowance to Host School - Maximum 15% for rental and incidental expenses unless otherwise approved by majority vote		1614.68	
Part E	Profit Subject to Division by Schools (Part C minus Part D)			9149.84

**LIST BELOW INDIVIDUAL AMOUNTS FOR DISTRICT TOURNAMENT NET PROFITS FROM PART E ABOVE, NOT INCLUDING TRAVEL EXPENSES**

School	Amount	School	Amount
East Ridge High School	1524.97	Phelps High School	1524.97
Shelby Valley High School	1524.97	Pike county Central High School	1524.97
Pikeville High School	1524.97	Belfry High School	1524.97

**PAID ATTENDANCE BY SESSIONS (Tickets Sold NOT money received)**

BOYS		GIRLS		COMBINED	
Session	Paid	Session	Paid	Session	Paid
1			475		
2			455		
3			517		
4					
5					
6					
7					
Total		Total	1447	Total	

**\*\* NOTE \*\* IF ANY OTHER PLAN FOR THE DIVISION OF TOURNAMENT RECEIPTS IS USED, A MAJORITY VOTE OF THE PARTICIPATING SCHOOLS MUST BE OBTAINED, DOCUMENTED, AND SENT TO THE KHSAA.**

H. Neal Gish  
MANAGER

East Ridge High School  
SCHOOL

606-835-2811 ext 223/217  
DAYTIME PHONE



**KHSAA District Basketball Tournament Financial Report**  
 (return one copy to KHSAA by published deadlines. File separate reports if Girls and Boys  
 Tournaments are held separately)

KHSAA Form BK105  
Rev 01/06

District # 59 Boys  Girls  Combined  Held at Pike County Central H. S. Dates Feb. 23,25, 27

Part A	REVENUE ITEMS	Price(s)	Receipts	Totals
	Ticket Sales	\$5.00 & \$6.00	\$16,895.00	
	Broadcasting		-0-	
	Sponsorship		\$7,500.00	
	<b>TOTAL REVENUE (1)</b>			<b>\$24,395.00</b>
Part B	EXPENSE ITEMS		Expenses	
	Game Officials		\$1,777.74	
	Trophies		\$2,019.48	
	Travel for Participating Teams		-0-	
	Other Itemized Expenses approved by majority vote of schools in tournament (provide separate listing or list on back of this form) Pa,clock,book,stats,mgr.,parking,custodians, & law enforcement		\$1,560.00	
	<b>TOTAL EXPENSES (2)</b>			<b>\$5,357.22</b>
Part C	Net Profit (Part A (1) minus Part B (2) total)			<b>\$19,037.78</b>
Part D	Allowance to Host School - Maximum 15% for rental and incidental expenses unless otherwise approved by majority vote		\$2,855.67	
Part E	Profit Subject to Division by Schools (Part C minus Part D)			<b>\$16,182.11</b>

**LIST BELOW INDIVIDUAL AMOUNTS FOR DISTRICT TOURNAMENT NET PROFITS FROM PART E ABOVE, NOT INCLUDING TRAVEL EXPENSES**

School	Amount	School	Amount
Belfry	\$2,697.02	Pikeville	\$2,697.02
East Ridge	\$2,697.02	Shelby Valley	\$2,697.02
Phelps	\$2,697.02		
Pike Central	\$2,697.02		

**PAID ATTENDANCE BY SESSIONS (Tickets Sold NOT money received)**

BOYS			GIRLS			COMBINED		
Session	Paid		Session	Paid		Session	Paid	
1	\$4,683.00							
2	\$5,153.00							
3	\$7,059.00							
4								
5								
6								
7								
Total	\$16,895.00		Total			Total		

**\*\* NOTE \*\* IF ANY OTHER PLAN FOR THE DIVISION OF TOURNAMENT RECEIPTS IS USED, A MAJORITY VOTE OF THE PARTICIPATING SCHOOLS MUST BE OBTAINED, DOCUMENTED, AND SENT TO THE KHSAA.**

Eugene Lyons / Athletic  
Director

MANAGER

Pike County Central

SCHOOL

606-432-4352

DAYTIME PHONE



**KHSAA District Basketball Tournament Financial Report**  
 (return one copy to KHSAA by published deadlines. File separate reports if Girls and Boys  
 Tournaments are held separately)

KHSAA Form BK105  
 Rev 01/06

District # 61 Boys Girls Combined x Held at Meniffee County Dates Feb.23-27,2009

Part A	REVENUE ITEMS	Price(s)	Receipts	Totals
	Ticket Sales	\$5.00	\$12,450.00	
	Broadcasting			
	Sponsorship			
	TOTAL REVENUE (1)			\$12,450.00
Part B	EXPENSE ITEMS		Expenses	
	Game Officials		\$1266.00	
	Trophies		\$ 564.33	
	Travel for Participating Teams			
	Other Itemized Expenses approved by majority vote of schools in tournament (provide separate listing or list on back of this form)		Manager-\$150 Stats-\$240 Workers \$170	
	TOTAL EXPENSES (2)			\$2,390.43
Part C	Net Profit (Part A (1) minus Part B (2) total)			\$10,059.57
Part D	Allowance to Host School - Maximum 15% for rental and incidental expenses unless otherwise approved by majority vote		\$1,508.93	
Part E	Profit Subject to Division by Schools (Part C minus Part D)			\$8,550.64

**LIST BELOW INDIVIDUAL AMOUNTS FOR DISTRICT TOURNAMENT NET PROFITS FROM PART E ABOVE, NOT INCLUDING TRAVEL EXPENSES**

School	Amount	School	Amount
Bath County	\$2,137.66		
Fleming County	\$2,137.66		
Meniffee County	\$2,137.66		
Rowan County	\$2,137.66		

**PAID ATTENDANCE BY SESSIONS (Tickets Sold NOT money received)**

BOYS		GIRLS		COMBINED	
Session	Paid	Session	Paid	Session	Paid
1			472		
2	557				
3	392				
4			353		
5	716				
6					
7					
Total	1665	Total	825	Total	

**\*\* NOTE \*\* IF ANY OTHER PLAN FOR THE DIVISION OF TOURNAMENT RECEIPTS IS USED, A MAJORITY VOTE OF THE PARTICIPATING SCHOOLS MUST BE OBTAINED, DOCUMENTED, AND SENT TO THE KHSAA.**

Connie McVey  
 MANAGER

Meniffee County High School  
 SCHOOL

606-768-8336  
 DAYTIME PHONE



**KHSAA District Basketball Tournament Financial Report**  
 (return one copy to KHSAA by published deadlines. File separate reports if Girls and Boys  
 Tournaments are held separately)

KHSAA Form BK105  
Rev 01/06

District # 62 Boys  Girls  Combined  Held at East Carter H.S. Dates 2/23-2/27

Part A	REVENUE ITEMS	Price(s)	Receipts	Totals
	Ticket Sales	\$5 & \$4	\$ 22,302.00	
	Broadcasting			
	Sponsorship			
	<b>TOTAL REVENUE (1)</b>			<b>\$ 22,302.00</b>
Part B	EXPENSE ITEMS		Expenses	
	Game Officials		\$ 1,182.00	
	Trophies		1,143.24	
	Travel for Participating Teams			
	Other Itemized Expenses approved by majority vote of schools in tournament (provide separate listing or list on back of this form)		3,376.50	
	<b>TOTAL EXPENSES (2)</b>			<b>\$ 5,701.74</b>
Part C	Net Profit (Part A (1) minus Part B (2) total)			<b>\$ 16,600.26</b>
Part D	Allowance to Host School - Maximum 15% for rental and incidental expenses unless otherwise approved by majority vote			<b>\$ 2,490.04</b>
Part E	Profit Subject to Division by Schools (Part C minus Part D)			<b>\$ 14,110.22</b>

**LIST BELOW INDIVIDUAL AMOUNTS FOR DISTRICT TOURNAMENT NET PROFITS FROM PART E ABOVE, NOT INCLUDING TRAVEL EXPENSES**

School	Amount	School	Amount
Elliott Co.	\$ 3,527.56		
Morgan Co.	3,527.56		
West Carter	3,527.55		
East Carter	3,527.55		

**PAID ATTENDANCE BY SESSIONS (Tickets Sold NOT money received)**

BOYS			GIRLS			COMBINED		
Session	Paid		Session	Paid		Session	Paid	
1	1,442		1	723				
2	607		2	554				
3	1,501							
4								
5								
6								
7								
Total	3,550		Total	1,277		Total		

**\*\* NOTE \*\* IF ANY OTHER PLAN FOR THE DIVISION OF TOURNAMENT RECEIPTS IS USED, A MAJORITY VOTE OF THE PARTICIPATING SCHOOLS MUST BE OBTAINED, DOCUMENTED, AND SENT TO THE KHSAA.**

Donald Damron  
MANAGER

East Carter  
SCHOOL

606-474-5714  
DAYTIME PHONE



**KHSAA District Basketball Tournament Financial Report**  
 (return one copy to KHSAA by published deadlines. File separate reports if Girls and Boys  
 Tournaments are held separately)

KHSAA Form BK105  
Rev 01/06

District # 63rd Boys  Girls  Combined  Held at Raceland-Worthington High School Dates Feb. 23, 24 & 27

Part A	REVENUE ITEMS	Price(s)	Receipts	Totals
	Ticket Sales	\$5.00	\$12,140.00	
	Broadcasting		\$375.00	
	Sponsorship		\$0.00	
	<b>TOTAL REVENUE (1)</b>			<b>\$12,515.00</b>
Part B	EXPENSE ITEMS		Expenses	
	Game Officials		\$1,240.00	
	Trophies		\$802.94	
	Travel for Participating Teams		\$0.00	
	Other Itemized Expenses approved by majority vote of schools in tournament (provide separate listing or list on back of this form)		\$1,590.00	
	<b>TOTAL EXPENSES (2)</b>			<b>\$3,632.94</b>
Part C	Net Profit (Part A (1) minus Part B (2) total)			<b>\$8,882.06</b>
Part D	Allowance to Host School - Maximum 15% for rental and incidental expenses unless otherwise approved by majority vote		\$1,332.31	
Part E	Profit Subject to Division by Schools (Part C minus Part D)			<b>\$7,549.75</b>

**LIST BELOW INDIVIDUAL AMOUNTS FOR DISTRICT TOURNAMENT NET PROFITS FROM PART E ABOVE, NOT INCLUDING TRAVEL EXPENSES**

School	Amount	School	Amount
Greenup Co.	\$1,887.44		
Lewis Co.	\$1,887.44		
Raceland	\$1,887.43		
Russell	\$1,887.44		

**PAID ATTENDANCE BY SESSIONS (Tickets Sold NOT money received)**

GIRLS			BOYS			COMBINED		
Session	Paid		Session	Paid		Session	Paid	
1	377		1			1		
2			2	1,023		2		
3	318		3			3		
4			4	710		4		
5			5			5		
6			6			6		
7			7			7		
Total	695		Total	1,733		Total		

**\*\* NOTE \*\* IF ANY OTHER PLAN FOR THE DIVISION OF TOURNAMENT RECEIPTS IS USED, A MAJORITY VOTE OF THE PARTICIPATING SCHOOLS MUST BE OBTAINED, DOCUMENTED, AND SENT TO THE KHSAA.**

Bill Farley,  
Athletic Director  
MANAGER

Raceland-Worthington  
High School  
SCHOOL

(606) 836-8221  
DAYTIME PHONE



**KHSAA District Basketball Tournament Financial Report**  
 (return one copy to KHSAA by published deadlines. File separate reports if Girls and Boys  
 Tournaments are held separately)

KHSAA Form BK105  
Rev 01/06

District # 64 Boys      Girls      Combined X Held at Ashland Blazer Dates 2/23-27

Part A	REVENUE ITEMS	Price(s)	Receipts	Totals
	Ticket Sales	\$7 & \$5	\$13215.00	
	Broadcasting		\$75.00	
	Sponsorship		\$0.00	
	TOTAL REVENUE (1)			\$13290.00
Part B	EXPENSE ITEMS		Expenses	
	Game Officials		\$1227.00	
	Trophies		\$347.94	
	Travel for Participating Teams		\$0.00	
	Other Itemized Expenses approved by majority vote of schools in tournament (provide separate listing or list on back of this form)		\$3310.00	
	TOTAL EXPENSES (2)			\$4884.94
Part C	Net Profit (Part A (1) minus Part B (2) total)			\$8405.06
Part D	Allowance to Host School - Maximum 15% for rental and incidental expenses unless otherwise approved by majority vote		\$1260.76	
Part E	Profit Subject to Division by Schools (Part C minus Part D)			\$7144.30


**LIST BELOW INDIVIDUAL AMOUNTS FOR DISTRICT TOURNAMENT NET PROFITS FROM PART E ABOVE, NOT INCLUDING TRAVEL EXPENSES**

School	Amount	School	Amount
Ashland Blazer	\$3046.84		
Boyd County	\$1786.07		
Fairview	\$1786.07		
Rose Hill	\$1786.07		

**PAID ATTENDANCE BY SESSIONS (Tickets Sold NOT money received)**

BOYS		GIRLS		COMBINED	
Session	Paid	Session	Paid	Session	Paid
1			332		332
2	392				392
3	583				583
4			371		371
5	943				943
6					
7					
Total	1918	Total	703	Total	2621

**\*\* NOTE \*\* IF ANY OTHER PLAN FOR THE DIVISION OF TOURNAMENT RECEIPTS IS USED, A MAJORITY VOTE OF THE PARTICIPATING SCHOOLS MUST BE OBTAINED, DOCUMENTED, AND SENT TO THE KHSAA.**

Mark Swift   
MANAGER

Ashland Blazer  
SCHOOL

606.327.6046  
DAYTIME PHONE

**64<sup>th</sup> District Basketball Tournament Financial Report for 2009**

**Itemized Personnel Expenses**

Tournament Manager	\$400.00
Official Score Keeper	\$120.00
Official Clock Operator	\$120.00
Public Address Announcer	\$120.00
Ticket Sellers/Takers	\$600.00
Pass Gate	\$150.00
Parking Attendants	\$200.00
Tickets & Passes	\$300.00
Security	\$800.00
Custodial Fees	<u>\$500.00</u>

**Total Expenses** **\$3310.00**

  
\_\_\_\_\_  
Mark Swift  
Tournament Manager  
64<sup>th</sup> District Tournament